

# BlueStar<sup>®</sup> Artificial Intelligence Index

The BlueStar<sup>®</sup> Artificial Intelligence Index (BAIPR) tracks the performance of the largest and most liquid companies in the global artificial intelligence industry. This is a modified market cap-weighted index, and only includes companies involved in hardware, software, or services related to machine learning or artificial intelligence.

## Key Features



Index 717.65/100.00 673.18/473.27

### Size and Liquidity Requirements

Full MCap of at least 1 bln USD. Three month average-daily-trading volume of at least 2 mln USD at a review and also at the previous two reviews. At least 250,000 shares traded per month over the last six months at a review and also at the previous two reviews.

### Universe

Companies have to generate at least 50% revenues from hardware, software, or services related to machine learning or artificial intelligence.

### Diversification

Company weightings are capped at 5%.

### Review

Semi-annually in March and September with quarterly rebalances.

## Index Data

### INDEX PARAMETERS

<b>Launch Date</b>	26 Mar 2018	<b>Components</b>	59
<b>Type</b>	Sector	<b>Volatility</b> (250 days)	23.09
<b>Currency</b>	USD	<b>Full MCap</b> bn USD	10,254.75
<b>Base Date</b>	31 Dec 2012	<b>Float MCap</b> bn USD	8,357.49
<b>Base Value</b>	100.00	<b>Correlation*</b> (250 days)	0.23

\* Indxx Global Robotics & Artificial Intelligence Thematic \* as of 30 Sep 2024

### FUNDAMENTALS\*

<b>Price/Earnings Trailing</b>	-7.67
<b>Price/Book</b>	4.07
<b>Price/Sales</b>	4.07
<b>Price/Cash Flow</b>	23.96
<b>Dividend Yield</b>	0.29

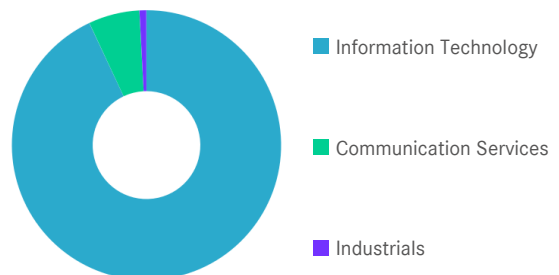
### ANNUALISED PERFORMANCE\*

<b>1 Month</b>	6.14%
<b>1 Year</b>	22.07%
<b>3 Years</b>	-2.16%
<b>5 Years</b>	13.61%
<b>7 Years</b>	16.81%

\* Total Return Net Index

## Sector Weightings

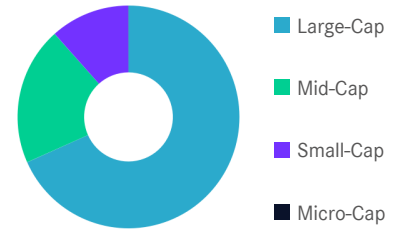
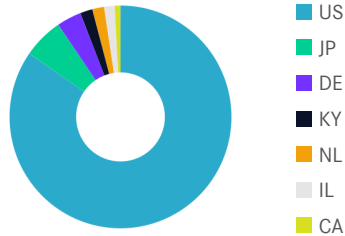
Sector	Count	Weight
Information Technology	56	93.01%
Communication Services	2	6.15%
Industrials	1	0.83%



# BlueStar<sup>®</sup> Artificial Intelligence Index

## Country and Size Weightings

Country	Count	Weight
United States	49	84.65%
Japan	2	5.88%
Germany	1	3.57%
Cayman Islands	2	1.82%
Netherlands	2	1.72%
Israel	2	1.52%
Canada	1	0.83%



Size	Count	Weight
Large-Cap (> 6 bn)	36	68.34%
Mid-Cap (1.5 bn - 6 bn)	13	20.07%
Small-Cap (0.2 bn - 1.5 bn)	10	11.59%
Micro-Cap (0.0 bn - 0.2 bn)	0	0.00%

## Index Components

Top Components by Weight	Country	Weight	Best Performing Components	YTD	1 Day
NVIDIA CORP	US	5.56%	COUCHBASE INC	-24.20%	4.60%
ALPHABET INC-CL A	US	5.11%	PROS HOLDINGS INC	-49.70%	2.85%
MICROSOFT CORP	US	4.67%	MICRON TECHNOLOGY INC	31.69%	2.57%
ORACLE CORP	US	3.90%	LATTICE SEMICONDUCTOR CORP	-26.48%	2.09%
SALESFORCE INC	US	3.66%	IONQ INC	0.89%	1.63%
SAP AG-SPONSORED ADR	DE	3.57%			
C3AI INC	US	3.45%			
ADVANCED MICRO DEVICES	US	3.28%	<b>Worst Performing Components</b>	<b>YTD</b>	<b>1 Day</b>
PKSHA TECHNOLOGY INC	JP	3.13%	PAGAYA TECHNOLOGIES LTD - CLASS A	-31.46%	-3.90%
MATTERPORT INC	US	3.11%	BAIDU INC - SPON ADR	-22.66%	-3.32%
SOUNDHOUND AI INC-A	US	3.08%	ZETA GLOBAL HOLDINGS CORP-A	240.14%	-3.04%
DYNATRACE INC	US	3.03%	PKSHA TECHNOLOGY INC	-2.69%	-2.51%
<b>Subtotal</b>		45.53%	SUPER MICRO COMPUTER INC	67.40%	-2.39%

## Symbols

	Symbol	ISIN	WKN	Sedol	Bloomberg	Reuters	Telekurs
<b>Price Return</b>	BAIPR	DE000A30A004	A30A00	BL54G49	BAIPR	.BAIPR	118227296
<b>Total Return Net</b>	BAINTR	DE000A3CLJ05	A3CLJ0	BLNPND2	BAINTR	.BAINTR	57061602
<b>Total Return Gross</b>	-	-	-	-	-	-	-

## BlueStar® Artificial Intelligence Index

---

For further information visit [www.marketvector.com](http://www.marketvector.com)

Nothing on this factsheet shall be considered a solicitation to buy or an offer to sell a security, or any other product or service, to any person in any jurisdiction where such offer, solicitation, purchase or sale would be unlawful under the laws of such jurisdiction. Neither MarketVector Indexes GmbH nor any of its licensors makes any warranties or representations, express or implied, to the user with respect to any of the data contained herein. The data is provided for informational purposes only, and the Company shall not be responsible or liable for the accuracy, usefulness or availability of any information transmitted or made available through it. The MarketVector™ family of indexes (MarketVector™, Bluestar®, MVIS®) is protected through various intellectual property rights and unfair competition and misappropriation laws. MVIS® is a registered trademark of Van Eck Associates Corporation that has been licensed to MarketVector Indexes GmbH. MarketVector™ and MarketVector Indexes™ are pending trademarks of Van Eck Associates Corporation. BlueStar®, BlueStar Indexes®, BIGI® and BIGITech® are trademarks of MarketVector Indexes GmbH. You require a licence to launch any product whose performance is linked to the value of a particular MarketVector™ Index and for all use of the MarketVector™ name or name of the MarketVector™ Index in the marketing of the product.