

# BlueStar<sup>®</sup> Connective Technologies Index

The BlueStar<sup>®</sup> Connective Technologies Index (BCNCT) tracks the performance of the largest and most liquid companies listed on US exchanges offering hardware, software, or services to the rollout of 5G, or 6G networks, and other connective technologies. This is a modified market cap-weighted index.

## Key Features



Index 237.22 / 100.00 237.22 / 152.50

### Size and Liquidity Requirements

Full MCap of at least 150 mln USD. Three month average-daily-trading volume of at least 1 mln USD at a review and also at the previous two reviews. At least 250,000 shares traded per month over the last six months at a review and also at the previous two reviews.

### Universe

Companies have to generate at least 50% of their revenues from business activity, products, or services designed to facilitate the roll-out of or meet 5G, or 6G technology standards, and other connective technologies.

### Diversification

Company weightings are capped at 5%.

### Review

Semi-annual in March and September.

## Index Data

### INDEX PARAMETERS

<b>Launch Date</b>	05 Feb 2021	<b>Components</b>	50
<b>Type</b>	Sector	<b>Volatility</b> (250 days)	21.15
<b>Currency</b>	USD	<b>Full MCap</b> bn USD	10,147.01
<b>Base Date</b>	30 Dec 2016	<b>Float MCap</b> bn USD	7,759.20
<b>Base Value</b>	100.00	<b>Correlation*</b> (250 days)	0.75

\* S&P North USA Tech MN

### FUNDAMENTALS\*

<b>Price/Earnings Trailing</b>	74.91
<b>Price/Book</b>	4.25
<b>Price/Sales</b>	2.99
<b>Price/Cash Flow</b>	14.88
<b>Dividend Yield</b>	1.14

\* as of 30 Sep 2024

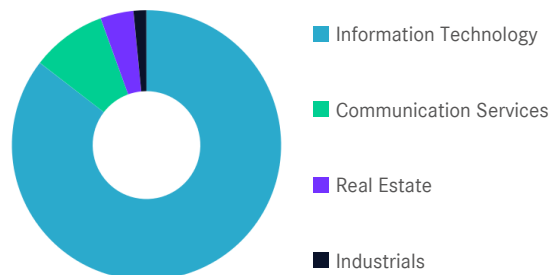
### ANNUALISED PERFORMANCE\*

<b>1 Month</b>	7.41%
<b>1 Year</b>	44.41%
<b>3 Years</b>	6.54%
<b>5 Years</b>	12.55%
<b>7 Years</b>	11.71%

\* Total Return Net Index

## Sector Weightings

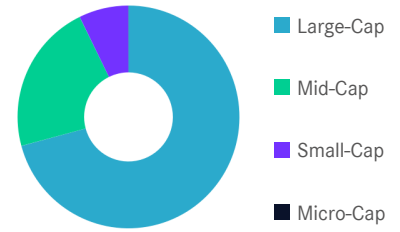
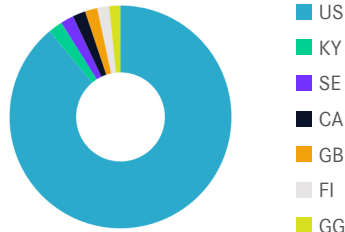
Sector	Count	Weight
Information Technology	40	85.45%
Communication Services	6	9.02%
Real Estate	3	3.98%
Industrials	1	1.54%



## BlueStar® Connective Technologies Index

### Country and Size Weightings

Country	Count	Weight
United States	44	88.99%
Cayman Islands	1	2.06%
Sweden	1	1.90%
Canada	1	1.89%
United Kingdom	1	1.79%
Finland	1	1.75%
Guernsey	1	1.62%



Size	Count	Weight
Large-Cap (> 6 bn)	31	70.81%
Mid-Cap (1.5 bn - 6 bn)	14	21.93%
Small-Cap (0.2 bn - 1.5 bn)	5	7.25%
Micro-Cap (0.0 bn - 0.2 bn)	0	0.00%

### Index Components

Top Components by Weight	Country	Weight	Best Performing Components	YTD	1 Day
NVIDIA CORP	US	5.37%	IRIDIUM COMMUNICATIONS INC	-17.19%	11.16%
BROADCOM INC	US	5.26%	VIASAT INC	-58.64%	4.52%
ORACLE CORP	US	4.92%	BROADCOM INC	64.35%	2.66%
APPLE INC	US	4.78%	MAXLINEAR INC-CLASS A	-40.26%	2.01%
CISCO SYSTEMS INC	US	4.03%	CREDO TECHNOLOGY GROUP HOLDING LTD	93.17%	1.68%
QUALCOMM INC	US	3.49%			
ARISTA NETWORKS INC	US	2.86%			
MARVELL TECHNOLOGY INC	US	2.14%			
DATADOG INC	US	2.07%			
CREDO TECHNOLOGY GROUP HOLDING LTD	KY	2.06%			
ERICSSON TEL-SP ADR	SE	1.90%			
CELESTICA INC	CA	1.89%			
<b>Subtotal</b>		40.78%			
			Worst Performing Components	YTD	1 Day
			CROWN CASTLE INC	1.31%	-3.40%
			NOKIA CORP-SPON ADR	29.57%	-2.69%
			ERICSSON TEL-SP ADR	35.96%	-2.36%
			MARVELL TECHNOLOGY INC	32.96%	-2.17%
			COMMSCOPE HOLDING CO INC	100.36%	-1.57%

### Symbols

	Symbol	ISIN	WKN	Sedol	Bloomberg	Reuters	Telekurs
<b>Price Return</b>	BCNCT	DE000SL0CRQ0	SL0CRQ	BKPKKZ9	BCNCT	.BCNCT	59842120
<b>Total Return Net</b>	BCNCTNTR	DE000SL0CRR8	SL0CRR	BKPKL01	BCNCTNTR	.BCNCTNTR	59832673
<b>Total Return Gross</b>	BCNCTTR	DE000SLA70J8	SLA70J	BMGR514	BCNCTTR	.BCNCTTR	45929639

## BlueStar® Connective Technologies Index

---

For further information visit [www.marketvector.com](http://www.marketvector.com)

Nothing on this factsheet shall be considered a solicitation to buy or an offer to sell a security, or any other product or service, to any person in any jurisdiction where such offer, solicitation, purchase or sale would be unlawful under the laws of such jurisdiction. Neither MarketVector Indexes GmbH nor any of its licensors makes any warranties or representations, express or implied, to the user with respect to any of the data contained herein. The data is provided for informational purposes only, and the Company shall not be responsible or liable for the accuracy, usefulness or availability of any information transmitted or made available through it. The MarketVector™ family of indexes (MarketVector™, Bluestar®, MVIS®) is protected through various intellectual property rights and unfair competition and misappropriation laws. MVIS® is a registered trademark of Van Eck Associates Corporation that has been licensed to MarketVector Indexes GmbH. MarketVector™ and MarketVector Indexes™ are pending trademarks of Van Eck Associates Corporation. BlueStar®, BlueStar Indexes®, BIGI® and BIGITech® are trademarks of MarketVector Indexes GmbH. You require a licence to launch any product whose performance is linked to the value of a particular MarketVector™ Index and for all use of the MarketVector™ name or name of the MarketVector™ Index in the marketing of the product.