

## BlueStar® Hotels, Airlines, and Cruises Index

The BlueStar® Hotels, Airlines, and Cruises Index (BCRUZ) tracks the performance of the largest and most liquid companies in the global hotels, airlines, and cruises industries. This is a modified market cap-weighted index, and only includes companies that generate at least 50% of their revenue from products and services relating to passenger airlines, hotels and resorts (excluding motel chains), or cruises.

### Key Features



Index 1,064.67/390.38 1,045.26/707.47

#### Size and Liquidity Requirements

Full MCap of at least 150 mln USD. Three month average-daily-trading volume of at least 1 mln USD at a review and also at the previous two reviews. At least 250,000 shares traded per month over the last six months at a review and also at the previous two reviews.

#### Universe

Companies have to derive 50% or revenue or operating assets from the hotel, passenger airline, or cruise industries.

#### Diversification

Company weightings are capped at 8%.

#### Review

Quarterly.

### Index Data

#### INDEX PARAMETERS

Launch Date	01 Jun 2021	Components	53
Type	Sector	Volatility (250 days)	18.32
Currency	USD	Full MCap bn USD	562.48
Base Date	31 Dec 2017	Float MCap bn USD	335.36
Base Value	1,000.00	Correlation* (250 days)	0.76

\* MSCI World Hotels Restaurants & Leisure

#### FUNDAMENTALS\*

Price/Earnings Trailing	16.01
Price/Book	3.23
Price/Sales	0.97
Price/Cash Flow	6.79
Dividend Yield	1.38

\* as of 28 Feb 2025

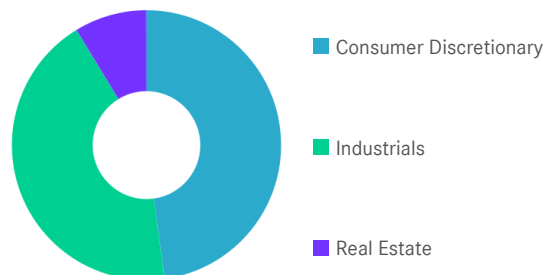
#### ANNUALISED PERFORMANCE\*

1 Month	-13.52%
1 Year	9.00%
3 Years	7.95%
5 Years	9.75%
Since Inception	-1.72%

\* Total Return Net Index

### Sector Weightings

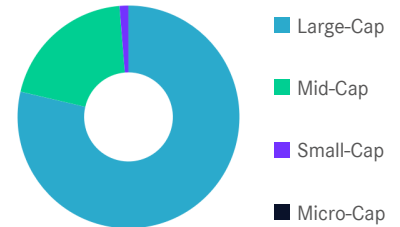
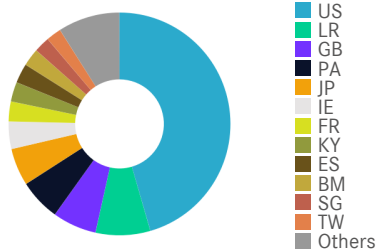
Sector	Count	Weight
Consumer Discretionary	17	47.85%
Industrials	26	43.44%
Real Estate	10	8.71%



## BlueStar® Hotels, Airlines, and Cruises Index

### Country and Size Weightings

Country	Count	Weight
United States	20	45.51%
Liberia	1	7.98%
United Kingdom	3	6.42%
Panama	2	6.04%
Japan	6	5.42%
Ireland	1	3.99%
France	2	2.89%
Cayman Islands	2	2.84%
Spain	1	2.84%
Bermuda	2	2.56%
Singapore	1	2.30%
Taiwan	2	2.19%
Others	10	9.01%



Size	Count	Weight
Large-Cap (> 6 bn)	25	78.65%
Mid-Cap (1.5 bn - 6 bn)	25	20.05%
Small-Cap (0.2 bn - 1.5 bn)	3	1.29%
Micro-Cap (0.0 bn - 0.2 bn)	0	0.00%

### Index Components

Top Components by Weight	Country	Weight	Best Performing Components	YTD	1 Day
HILTON WORLDWIDE HOLDINGS INC	US	8.25%	DELTA AIR LINES	-22.53%	6.44%
ROYAL CARIBBEAN CRUISES LTD	LR	7.98%	ATOUR LIFESTYLE HOLDINGS-ADR	16.21%	5.50%
MARRIOTT INTERNATIONAL -CL A	US	7.70%	UNITED AIRLINES HOLDINGS INC	-24.13%	5.39%
DELTA AIR LINES	US	6.80%	CARNIVAL CORP	-20.06%	4.18%
CARNIVAL CORP	PA	5.35%	PARK HOTELS & RESORTS INC	-19.33%	4.13%
UNITED AIRLINES HOLDINGS INC	US	5.00%			
RYANAIR HOLDINGS PLC	IE	3.99%			
INTERCONTINENTAL HOTELS GROUP PLC	GB	3.94%			
SOUTHWEST AIRLINES CO	US	3.18%			
INTERNATIONAL CONSOLIDATED AIRLINES	ES	2.84%			
SINGAPORE AIRLINES LTD ORD	SG	2.30%			
HOST HOTELS & RESORTS INC	US	2.23%			
<b>Subtotal</b>		59.56%			
			Worst Performing Components	YTD	1 Day
			HANJINKAL/D	8.92%	-1.94%
			MINOR INTERNATIONAL PCL	7.06%	-1.55%
			KOREAN AIR LINES CO LTD ORD	1.72%	-1.31%
			ANA HOLDINGS INC	4.84%	-1.28%
			JAPAN AIRLINES CO LTD	9.68%	-1.14%

### Symbols

	Symbol	ISIN	WKN	Sedol	Bloomberg	Reuters	Telekurs
<b>Price Return</b>	BCRUZ	DE000SLOCHR9	SLOCHR	BMDV1C2	BCRUZ	.BCRUZ	111297103
<b>Total Return Net</b>	BCRUZNTR	DE000SLOCHS7	SLOCHS	BMDV1D3	BCRUZNTR	.BCRUZNTR	111297105
<b>Total Return Gross</b>	BCRUZTR	DE000SLOCHT5	SLOCHT	BMDV1F5	BCRUZTR	.BCRUZTR	111297106

## BlueStar® Hotels, Airlines, and Cruises Index

---

For further information visit [www.marketvector.com](http://www.marketvector.com)

Nothing on this factsheet shall be considered a solicitation to buy or an offer to sell a security, or any other product or service, to any person in any jurisdiction where such offer, solicitation, purchase or sale would be unlawful under the laws of such jurisdiction. Neither MarketVector Indexes GmbH nor any of its licensors makes any warranties or representations, express or implied, to the user with respect to any of the data contained herein. The data is provided for informational purposes only, and the Company shall not be responsible or liable for the accuracy, usefulness or availability of any information transmitted or made available through it. The MarketVector™ family of indexes (MarketVector™, Bluestar®, MVIS®) is protected through various intellectual property rights and unfair competition and misappropriation laws. MVIS® is a registered trademark of Van Eck Associates Corporation that has been licensed to MarketVector Indexes GmbH. MarketVector™ and MarketVector Indexes™ are pending trademarks of Van Eck Associates Corporation. BlueStar®, BlueStar Indexes®, BIGI® and BIGITech® are trademarks of MarketVector Indexes GmbH. You require a licence to launch any product whose performance is linked to the value of a particular MarketVector™ Index and for all use of the MarketVector™ name or name of the MarketVector™ Index in the marketing of the product.