

# BlueStar® Big Data & AI Index

The BlueStar® Big Data & AI Index (BDAI) tracks the performance of companies that are involved in the Big Data and Artificial Intelligence industries.

## Key Features



Index 716.81/98.75 716.81/436.40

## Index Data

INDEX PARAMETERS		FUNDAMENTALS*		ANNUALISED PERFORMANCE*			
Launch Date	14 Jul 2023	Components	17	Price/Earnings Trailing	-32.48	1 Month	33.98%
Type	Sector	Volatility (250 days)	32.66	Price/Book	5.77	1 Year	16.36%
Currency	USD	Full MCap bn USD	1,209.59	Price/Sales	3.42	3 Years	35.75%
Base Date	30 Jun 2017	Float MCap bn USD	835.16	Price/Cash Flow	19.49	5 Years	13.89%
Base Value	100.00	Correlation* (250 days)	0.00	Dividend Yield	0.18	Since Inception	22.04%

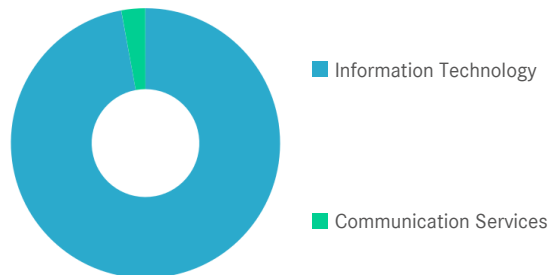
\* -

\* as of 30 Apr 2026

\* Total Return Net Index

## Sector Weightings

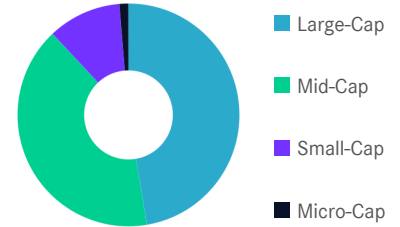
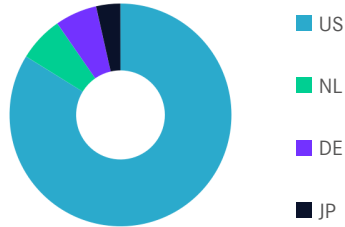
Sector	Count	Weight
Information Technology	16	97.11%
Communication Services	1	2.89%



# BlueStar® Big Data & AI Index

## Country and Size Weightings

Country	Count	Weight
United States	14	83.80%
Netherlands	1	6.55%
Germany	1	6.11%
Japan	1	3.54%



Size	Count	Weight
Large-Cap (> 6 bn)	7	47.35%
Mid-Cap (1.5 bn - 6 bn)	5	40.65%
Small-Cap (0.2 bn - 1.5 bn)	4	10.67%
Micro-Cap (0.0 bn - 0.2 bn)	1	1.33%

## Index Components

Top Components by Weight	Country	Weight	Best Performing Components	YTD	1 Day
INNODATA INC	US	15.91%	INNODATA INC	103.79%	22.31%
ORACLE CORP	US	8.16%	DATASECTION INC	18.10%	12.70%
TERADATA CORP	US	8.13%	VERITONE INC	-52.04%	4.69%
MONGODB INC	US	7.48%	BIGBEAR.AI HOLDINGS INC	-20.00%	3.35%
DYNATRACE INC	US	7.36%	TERADATA CORP	6.14%	2.28%
BIGBEAR.AI HOLDINGS INC	US	7.17%			
ELASTIC NV	NL	6.55%			
SAMSARA INC	US	6.23%			
PALANTIR TECHNOLOGIES INC	US	6.20%			
SAP AG-SPONSORED ADR	DE	6.11%			
SNOWFLAKE INC	US	5.80%			
APPIAN CORP	US	4.60%			
<b>Subtotal</b>		89.70%			

Worst Performing Components	YTD	1 Day
APPIAN CORP	-42.04%	-6.34%
NIQ GLOBAL INTELLIGENCE PLC	-38.81%	-5.88%
DOMO INC - CLASS B	-56.46%	-4.43%
ELASTIC NV	-33.22%	-3.58%
POWERFLEET INC	-38.16%	-3.52%

## Symbols

	Symbol	ISIN	WKN	Sedol	Bloomberg	Reuters	Telekurs
<b>Price Return</b>	BDAI	DE000SLOHN42	SLOHN4	BMB11D5	BDAI	.BDAI	128264894
<b>Total Return Net</b>	BDAITR	DE000SLOHN59	SLOHN5	BMB11H9	BDAITR	.BDAITR	128267200
<b>Total Return Gross</b>	-	-	-	-	-	-	-

## BlueStar® Big Data & AI Index

---

For further information visit [www.marketvector.com](http://www.marketvector.com)

Nothing on this factsheet shall be considered a solicitation to buy or an offer to sell a security, or any other product or service, to any person in any jurisdiction where such offer, solicitation, purchase or sale would be unlawful under the laws of such jurisdiction. Neither MarketVector Indexes GmbH nor any of its licensors makes any warranties or representations, express or implied, to the user with respect to any of the data contained herein. The data is provided for informational purposes only, and the Company shall not be responsible or liable for the accuracy, usefulness or availability of any information transmitted or made available through it. The MarketVector™ family of indexes (MarketVector™, Bluestar®, MVIS®) is protected through various intellectual property rights and unfair competition and misappropriation laws. MVIS® is a registered trademark of Van Eck Associates Corporation that has been licensed to MarketVector Indexes GmbH. MarketVector™ and MarketVector Indexes™ are pending trademarks of Van Eck Associates Corporation. BlueStar®, BlueStar Indexes®, BIGI® and BIGITech® are trademarks of MarketVector Indexes GmbH. You require a licence to launch any product whose performance is linked to the value of a particular MarketVector™ Index and for all use of the MarketVector™ name or name of the MarketVector™ Index in the marketing of the product.