

BlueStar® Data Center and Logistics Real Estate Index

The BlueStar Data Center and Logistics Real Estate Index (BDLRT) tracks the performance of the largest and most liquid companies in the real estate and data industries. This is a modified market cap-weighted index, and only includes real estate companies that generate at least 50% of their revenue from ownership or operation activities relating to data centers and or logistics and warehouses, such as data center real estate ownership or operations, or logistics or industrial warehouse real estate ownership or operations.

Key Features



Index 456.24/98.70 456.24/348.15

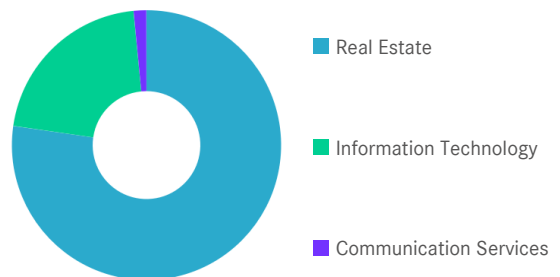
Index Data

INDEX PARAMETERS		FUNDAMENTALS*		ANNUALISED PERFORMANCE*			
Launch Date	05 Aug 2019	Components	39	Price/Earnings Trailing	33.13	1 Month	8.34%
Type	Sector	Volatility (250 days)	17.05	Price/Book	1.90	1 Year	32.86%
Currency	USD	Full MCap bn USD	553.89	Price/Sales	5.71	3 Years	16.67%
Base Date	31 Dec 2013	Float MCap bn USD	370.44	Price/Cash Flow	18.17	5 Years	6.17%
Base Value	100.00	Correlation* (250 days)	0.45	Dividend Yield	2.97	Since Inception	13.06%

* S&P Global 1200 Air Freight and Logistics * as of 30 Apr 2026 * Total Return Net Index

Sector Weightings

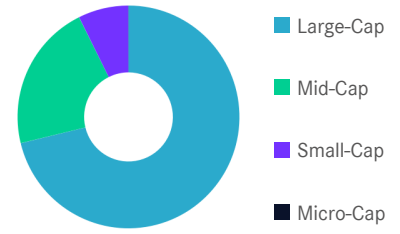
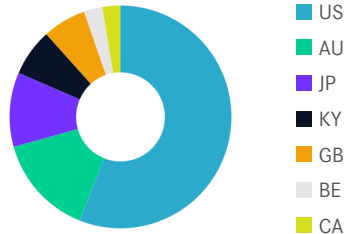
Sector	Count	Weight
Real Estate	32	77.29%
Information Technology	6	21.17%
Communication Services	1	1.54%



BlueStar® Data Center and Logistics Real Estate Index

Country and Size Weightings

Country	Count	Weight
United States	16	56.01%
Australia	4	14.65%
Japan	10	10.81%
Cayman Islands	2	6.88%
United Kingdom	3	6.33%
Belgium	2	2.69%
Canada	2	2.63%



Size	Count	Weight
Large-Cap (> 6 bn)	17	71.22%
Mid-Cap (1.5 bn - 6 bn)	16	21.44%
Small-Cap (0.2 bn - 1.5 bn)	6	7.34%
Micro-Cap (0.0 bn - 0.2 bn)	0	0.00%

Index Components

Top Components by Weight	Country	Weight	Best Performing Components	YTD	1 Day
EQUINIX INC	US	9.57%	APPLIED DIGITAL CORPORATION	81.85%	8.10%
DIGITAL REALTY TRUST INC	US	7.96%	VNET GROUP INC	8.04%	2.70%
GOODMAN GROUP ORD UNIT	AU	7.46%	GOODMAN GROUP ORD UNIT	8.45%	2.20%
IRON MTN INC	US	7.33%	GDS HOLDINGS LTD	28.80%	1.58%
PROLOGIS INC	US	7.19%	EQUINIX INC	42.54%	1.32%
APPLIED DIGITAL CORPORATION	US	5.72%			
NEXTDC LTD	AU	4.98%			
GDS HOLDINGS LTD	KY	4.44%			
SEGRO PLC	GB	2.86%			
DIGITALBRIDGE GROUP INC	US	2.79%			
VNET GROUP INC	KY	2.44%			
EASTGROUP PROPERTIES INC	US	2.34%			
Subtotal		65.10%			
			Worst Performing Components	YTD	1 Day
			SAKURA INTERNET INC	12.08%	-3.34%
			MONTEA NV	-4.49%	-2.20%
			AMERICOLD REALTY TRUST	15.49%	-1.89%
			LINEAGE ORD	14.17%	-1.60%
			CENTURIA INDUSTRIAL REIT	-1.96%	-1.52%

Symbols

	Symbol	ISIN	WKN	Sedol	Bloomberg	Reuters	Telekurs
Price Return	BDLRT	DE000SLOFUL8	SLOFUL	BQ0GRW0	BDLRT	.BDLRT	118655359
Total Return Net	BDLRTNTR	DE000SLA8KU3	SLA8KU	BMGR547	BDLRTNTR	.BDLRTNTR	49384187
Total Return Gross	-	-	-	-	-	-	-

BlueStar® Data Center and Logistics Real Estate Index

For further information visit www.marketvector.com

Nothing on this factsheet shall be considered a solicitation to buy or an offer to sell a security, or any other product or service, to any person in any jurisdiction where such offer, solicitation, purchase or sale would be unlawful under the laws of such jurisdiction. Neither MarketVector Indexes GmbH nor any of its licensors makes any warranties or representations, express or implied, to the user with respect to any of the data contained herein. The data is provided for informational purposes only, and the Company shall not be responsible or liable for the accuracy, usefulness or availability of any information transmitted or made available through it. The MarketVector™ family of indexes (MarketVector™, BlueStar®, MVIS®) is protected through various intellectual property rights and unfair competition and misappropriation laws. MVIS® is a registered trademark of Van Eck Associates Corporation that has been licensed to MarketVector Indexes GmbH. MarketVector™ and MarketVector Indexes™ are pending trademarks of Van Eck Associates Corporation. BlueStar®, BlueStar Indexes®, BIGI® and BIGITech® are trademarks of MarketVector Indexes GmbH. You require a licence to launch any product whose performance is linked to the value of a particular MarketVector™ Index and for all use of the MarketVector™ name or name of the MarketVector™ Index in the marketing of the product.