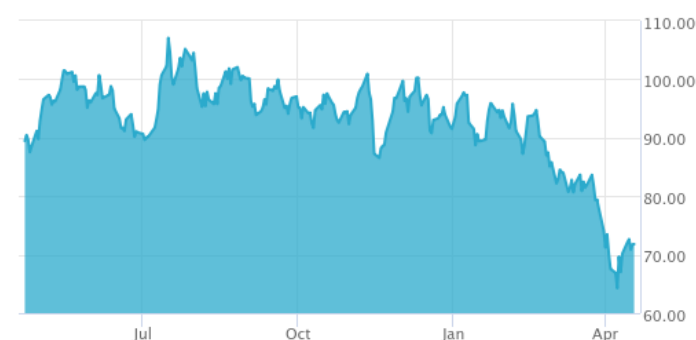


BlueStar® Genomic Health Care Index

The BlueStar® Genomic Health Care Index (BDNA) tracks the performance of the largest and most liquid companies in the global genomic healthcare industry. This is a modified market cap-weighted index, and only includes companies that generate at least 50% of their revenue from health care therapies based on targeting or the modification of the genetic makeup of cells or uses mRNA, technology platforms that enable the development of genetics-based health care therapies, or laboratory equipment or services used to test, code, or develop genetics-based health care companies.

Key Features



Index 380.65/64.27 107.06/64.27

Size and Liquidity Requirements

Full MCap of at least 300 mln USD. Three month average-daily-trading volume of at least 500,000 USD at a review and also at the previous two reviews. At least 250,000 shares traded per month over the last six months at a review and also at the previous two reviews.

Universe

Companies developing or producing gene-based healthcare technologies and therapies.

Diversification

Companies are liquidity weighted.

Review

Semi-annual in June and December.

Index Data

INDEX PARAMETERS

Launch Date	22 May 2020	Components	70
Type	Sector	Volatility (250 days)	33.45
Currency	USD	Full MCap bn USD	381.46
Base Date	31 Dec 2015	Float MCap bn USD	235.84
Base Value	100.00	Correlation* (250 days)	0.00

* -

FUNDAMENTALS*

Price/Earnings Trailing	-4.79
Price/Book	1.83
Price/Sales	5.49
Price/Cash Flow	24.34
Dividend Yield	0.03

* as of 31 Mar 2025

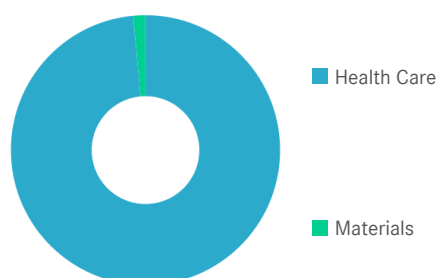
ANNUALISED PERFORMANCE*

1 Month	-11.26%
1 Year	-18.84%
3 Years	-22.49%
5 Years	-15.12%
Since Inception	-3.50%

* Total Return Net Index

Sector Weightings

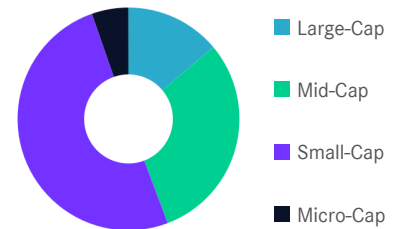
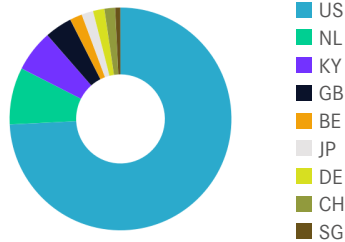
Sector	Count	Weight
Health Care	69	98.54%
Materials	1	1.46%



BlueStar® Genomic Health Care Index

Country and Size Weightings

Country	Count	Weight
United States	54	74.22%
Netherlands	5	8.27%
Cayman Islands	3	6.06%
United Kingdom	3	3.98%
Belgium	1	1.79%
Japan	1	1.70%
Germany	1	1.64%
Switzerland	1	1.57%
Singapore	1	0.76%



Size	Count	Weight
Large-Cap (> 6 bn)	9	13.88%
Mid-Cap (1.5 bn - 6 bn)	19	30.37%
Small-Cap (0.2 bn - 1.5 bn)	36	50.40%
Micro-Cap (0.0 bn - 0.2 bn)	6	5.36%

Index Components

Top Components by Weight	Country	Weight	Best Performing Components	YTD	1 Day
GRAIL INC	US	2.62%	TAKARA BIO INC	-12.18%	3.41%
GENEDX HOLDINGS CORP	US	2.57%	ILLUMINA INC	-46.72%	0.00%
GUARDANT HEALTH INC	US	2.51%	MYRIAD GENETICS INC	-44.27%	0.00%
CARSGEN THERAPEUTICS HOLDING	KY	2.38%	REGENERON PHARMACEUTICALS	-20.84%	0.00%
ADAPTIVE BIOTECHNOLOGIES CORP	US	2.28%	VERTEX PHARMACEUTICALS INC	21.46%	0.00%
ANAVEX LIFE SCIENCES CORP	US	2.17%			
VERTEX PHARMACEUTICALS INC	US	2.07%			
GENSCRIPT BIOTECH CORP	KY	1.94%			
CUREVAC BV	NL	1.90%			
PTC THERAPEUTICS INC	US	1.90%			
ALNYLAM PHARMACEUTICALS INC	US	1.83%			
UNIQUE B.V.	NL	1.82%			
Subtotal		25.99%			
			Worst Performing Components	YTD	1 Day
			GENSCRIPT BIOTECH CORP	5.75%	-0.00%
			CARSGEN THERAPEUTICS HOLDING	38.40%	-0.00%
			PHARMING GROUP NV	-16.93%	-0.00%
			OXFORD BIOMEDICA PLC	-24.78%	-0.00%
			OXFORD NANOPORE TECHNOLOGIES PLC	-3.28%	-0.00%

Symbols

	Symbol	ISIN	WKN	Sedol	Bloomberg	Reuters	Telekurs
Price Return	BDNAPR	DE000A30A0C9	A30A0C	BL54GB6	BDNAPR	.BDNAPR	118227302
Total Return Net	BDNANTR	DE000A3CLKA4	A3CLKA	BLNPNQ5	BDNANTR	.BDNANTR	57061641
Total Return Gross	-	-	-	-	-	-	-

BlueStar® Genomic Health Care Index

For further information visit www.marketvector.com

Nothing on this factsheet shall be considered a solicitation to buy or an offer to sell a security, or any other product or service, to any person in any jurisdiction where such offer, solicitation, purchase or sale would be unlawful under the laws of such jurisdiction. Neither MarketVector Indexes GmbH nor any of its licensors makes any warranties or representations, express or implied, to the user with respect to any of the data contained herein. The data is provided for informational purposes only, and the Company shall not be responsible or liable for the accuracy, usefulness or availability of any information transmitted or made available through it. The MarketVector™ family of indexes (MarketVector™, Bluestar®, MVIS®) is protected through various intellectual property rights and unfair competition and misappropriation laws. MVIS® is a registered trademark of Van Eck Associates Corporation that has been licensed to MarketVector Indexes GmbH. MarketVector™ and MarketVector Indexes™ are pending trademarks of Van Eck Associates Corporation. BlueStar®, BlueStar Indexes®, BIGI® and BIGITech® are trademarks of MarketVector Indexes GmbH. You require a licence to launch any product whose performance is linked to the value of a particular MarketVector™ Index and for all use of the MarketVector™ name or name of the MarketVector™ Index in the marketing of the product.