

BlueStar® E-Games Index

The BlueStar® E-Games Index (BEGAM) tracks the performance the largest and most liquid companies in the global Electronic Games Industry. This is a modified market cap-weighted index, and only includes companies that generate at least 50% of their revenue from the development or commercialization of video games, electronic board games, video game consoles, or hardware used to play video or electronic games.

Key Features



Index 508.71/98.12 390.82/285.13

Size and Liquidity Requirements

Full MCap of at least 150 mIn USD. Three month average-daily-trading volume of at least 1 mln USD at a review and also at the previous two reviews. At least 250,000 shares traded per month over the last six months at a review and also at the previous two reviews.

Universe

Companies must derive at least 50% of revenue from video gaming or e-sports services, or offer video game consoles.

Diversification

Company weightings are capped at 7%.

Review

Semi-annual in June and December.

Index Data

INDEX PARAMETERS

Launch Date	05 Oct 2018	Components	50
Type	Sector	Volatility (250 days)	17.40
Currency	USD	Full MCap bn USD	4,140.83
Base Date	29 Dec 2014	Float MCap bn USD	3,283.27
Base Value	100.00	Correlation* (250 days)	0.90

* MVIS Global Video Gaming & eSports Index

FUNDAMENTALS*

Price/Earnings Trailing	180.37
Price/Book	1.69
Price/Sales	1.86
Price/Cash Flow	11.78
Dividend Yield	1.11

* as of 31 Jul 2024

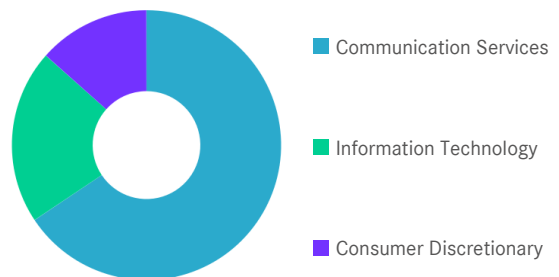
ANNUALISED PERFORMANCE*

1 Month	5.98%
1 Year	15.51%
3 Years	-5.09%
5 Years	7.40%
7 Years	14.58%

* Total Return Net Index

Sector Weightings

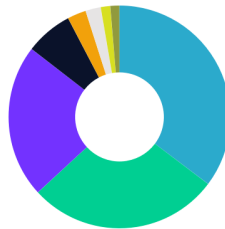
Sector	Count	Weight
Communication Services	36	65.63%
Information Technology	9	20.93%
Consumer Discretionary	5	13.43%



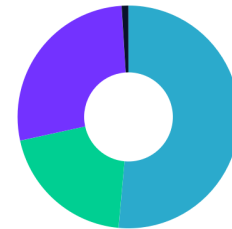
BlueStar® E-Games Index

Country and Size Weightings

Country	Count	Weight
Japan	15	35.28%
United States	12	27.88%
Cayman Islands	13	22.29%
Sweden	6	6.89%
Australia	1	2.72%
United Kingdom	1	2.23%
South Korea	1	1.38%
France	1	1.33%



- JP
- US
- KY
- SE
- AU
- GB
- KR
- FR



- Large-Cap
- Mid-Cap
- Small-Cap
- Micro-Cap

Size	Count	Weight
Large-Cap (> 6 bn)	17	51.43%
Mid-Cap (1.5 bn - 6 bn)	10	20.15%
Small-Cap (0.2 bn - 1.5 bn)	20	27.42%
Micro-Cap (0.0 bn - 0.2 bn)	3	0.99%

Index Components

Top Components by Weight	Country	Weight	Best Performing Components	YTD	1 Day
TENCENT HOLDINGS LTD	KY	7.19%	GAMESTOP CORP	36.45%	6.83%
ADVANCED MICRO DEVICES	US	5.98%	KONAMI GROUP CORP	77.30%	3.50%
SONY GROUP CORP	JP	3.28%	CAPCOM CO LTD	42.10%	3.14%
ROBLOX CORP	US	2.85%	SEGA SAMMY HOLDINGS INC	42.70%	2.88%
MICROSOFT CORP	US	2.78%	MEGACHIPS CORP	9.95%	2.66%
NINTENDO CO LTD	JP	2.76%			
ARISTOCRAT LEISURE LTD	AU	2.72%			
ELECTRONIC ARTS INC	US	2.70%			
KONAMI GROUP CORP	JP	2.63%			
CAPCOM CO LTD	JP	2.57%			
SEGA SAMMY HOLDINGS INC	JP	2.56%			
BANDAI NAMCO HOLDINGS INC	JP	2.53%			
Subtotal		40.55%			
			Worst Performing Components	YTD	1 Day
			UNITY SOFTWARE INC	-61.21%	-7.20%
			DOUYU INTERNATIONAL HOLDINGS LTD	88.31%	-5.48%
			TURTLE BEACH CORP	27.40%	-4.58%
			SONY GROUP CORP	-4.67%	-4.57%
			APPROVIN CORP	112.22%	-4.10%

Symbols

	Symbol	ISIN	WKN	Sedol	Bloomberg	Reuters	Telekurs
Price Return	BEGAM	DE000A30A046	A30A04	BL54G83	BEGAM	.BEGAM	118227300
Total Return Net	BEGAMNTR	DE000A3CLJ54	A3CLJ5	BLNPNK9	BEGAMNTR	.BEGAMNTR	57061615
Total Return Gross	-	-	-	-	-	-	-

BlueStar® E-Games Index

For further information visit www.marketvector.com

Nothing on this factsheet shall be considered a solicitation to buy or an offer to sell a security, or any other product or service, to any person in any jurisdiction where such offer, solicitation, purchase or sale would be unlawful under the laws of such jurisdiction. Neither MarketVector Indexes GmbH nor any of its licensors makes any warranties or representations, express or implied, to the user with respect to any of the data contained herein. The data is provided for informational purposes only, and the Company shall not be responsible or liable for the accuracy, usefulness or availability of any information transmitted or made available through it. The MarketVector™ family of indexes (MarketVector™, Bluestar®, MVIS®) is protected through various intellectual property rights and unfair competition and misappropriation laws. MVIS® is a registered trademark of Van Eck Associates Corporation that has been licensed to MarketVector Indexes GmbH. MarketVector™ and MarketVector Indexes™ are pending trademarks of Van Eck Associates Corporation. BlueStar®, BlueStar Indexes®, BIGI® and BIGITech® are trademarks of MarketVector Indexes GmbH. You require a licence to launch any product whose performance is linked to the value of a particular MarketVector™ Index and for all use of the MarketVector™ name or name of the MarketVector™ Index in the marketing of the product.