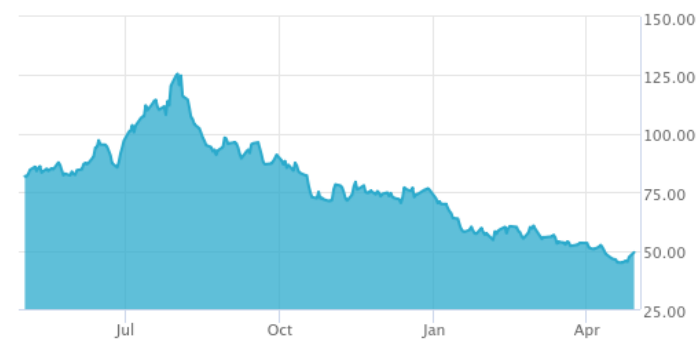


BlueStar® Electric Vehicle Industry Index

The BlueStar® Electric Vehicle Industry Index (BEV) tracks the performance of the largest and most liquid companies in the global electric vehicle industry. This is a modified market cap-weighted index, and only includes companies that generate at least 50% of their revenue from electric vehicles, electric vehicle parts, charging technology, or related equipment.

Key Features



Index 406.42/44.86 125.57/44.86

Size and Liquidity Requirements

Full MCap of at least 150 million USD. Three month average-daily-trading volume of at least 1 million USD at review and also at the previous two reviews. At least 250,000 shares traded per month over the last six months at review and also at the two previous reviews.

Universe

Companies have to generate at least 50% of their revenue from electric vehicles, the sale of electric vehicle parts, or charging technology.

Diversification

Company weights are capped at 10%.

Review

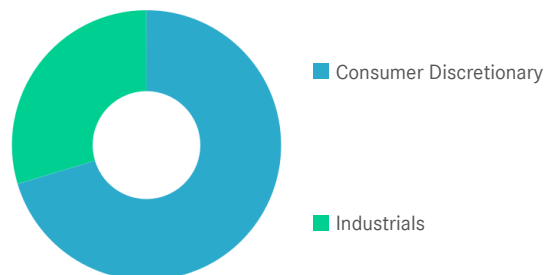
Semi-annual in June and December.

Index Data

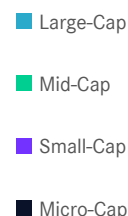
INDEX PARAMETERS				FUNDAMENTALS*		ANNUALISED PERFORMANCE*	
Launch Date	19 Jan 2021	Components	34	Price/Earnings Trailing	-3.04	1 Month	-7.52%
Type	Sector	Volatility (250 days)	39.04	Price/Book	2.23	1 Year	-40.78%
Currency	USD	Full MCap bn USD	730.13	Price/Sales	1.72	3 Years	-41.95%
Base Date	29 Dec 2017	Float MCap bn USD	535.26	Price/Cash Flow	14.45	5 Years	-6.01%
Base Value	100.00	Correlation* (250 days)	0.64	Dividend Yield	0.19	7 Years	-10.57%
* NYSE FactSet Global Autonomous Driving and Electric Vehicle Index				* as of 31 Mar 2024		* Total Return Net Index	

Sector Weightings

Sector	Count	Weight
Consumer Discretionary	18	70.36%
Industrials	16	29.64%



Country and Size Weightings



Index Components

Best Performing Components	YTD	1 Day
TESLA INC	-21.91%	15.31%
ALFEN NV	-33.96%	15.12%
KEMPOWER OYJ	-40.14%	8.25%
ZHEJIANG LEAPMOTOR TECHNOLOG	-24.55%	8.24%
LI AUTO INC	-28.00%	7.63%

Worst Performing Components	YTD	1 Day
ZHUZHOU CRRC TIMES ELECTRIC CO LTD	27.06%	-5.79%
HYZON MOTORS INC	-37.43%	-3.58%
TIANNENG POWER INTERNATIONAL LTD	-8.86%	-3.35%
LION ELECTRIC CO/THE	-47.84%	-3.22%
JOBV AVIATION INC	-21.95%	-2.99%

Symbols

Index data as of 30 Apr 2024 / Page 2

BlueStar® Electric Vehicle Industry Index

For further information visit www.marketvector.com

Nothing on this factsheet shall be considered a solicitation to buy or an offer to sell a security, or any other product or service, to any person in any jurisdiction where such offer, solicitation, purchase or sale would be unlawful under the laws of such jurisdiction. Neither MarketVector Indexes GmbH nor any of its licensors makes any warranties or representations, express or implied, to the user with respect to any of the data contained herein. The data is provided for informational purposes only, and the Company shall not be responsible or liable for the accuracy, usefulness or availability of any information transmitted or made available through it. The MarketVector™ family of indexes (MarketVector™, BlueStar®, MVIS®) is protected through various intellectual property rights and unfair competition and misappropriation laws. MVIS® is a registered trademark of Van Eck Associates Corporation that has been licensed to MarketVector Indexes GmbH. MarketVector™ and MarketVector Indexes™ are pending trademarks of Van Eck Associates Corporation. BlueStar®, BlueStar Indexes®, BIGI® and BIGITech® are trademarks of MarketVector Indexes GmbH. You require a licence to launch any product whose performance is linked to the value of a particular MarketVector™ Index and for all use of the MarketVector™ name or name of the MarketVector™ Index in the marketing of the product.