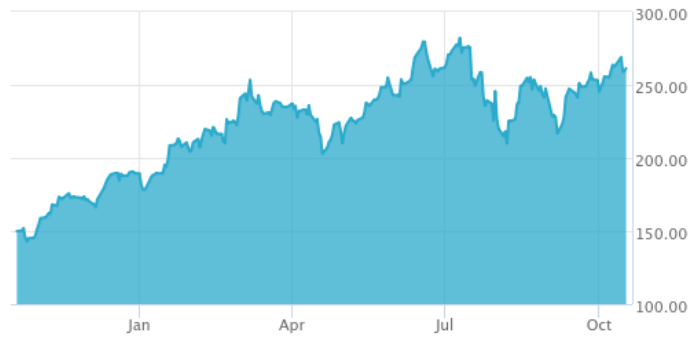


BlueStar® Top 10 US Listed Fabless Semiconductor Index

The BlueStar® Top 10 US Listed Fabless Semiconductor Index (BFABL) is a thematic index tracking the performance of companies that specialize in the semiconductor industry and operate as fabless semiconductor companies.

Key Features



Index 282.12/83.12 282.12/143.01

Size and Liquidity Requirements

Full MCap of at least 150 mln USD. Three month average-daily-trading volume of at least 1 mln USD at a review and also at the previous two reviews. At least 250,000 shares traded per month over the last six months at a review and also at the previous two reviews.

Pure-Play

Companies have to generate at least 50% revenues from the semiconductor industry and operate as fabless semiconductor companies.

Diversification

Company weightings are capped at 15%.

Review

Semi-annually in March and September.

Index Data

INDEX PARAMETERS

Launch Date	18 Jul 2024	Components	10
Type	Sector	Volatility (250 days)	37.66
Currency	USD	Full MCap bn USD	5,079.50
Base Date	31 Dec 2020	Float MCap bn USD	3,995.70
Base Value	100.00	Correlation* (250 days)	0.00

* -

FUNDAMENTALS*

Price/Earnings Trailing	74.83
Price/Book	10.16
Price/Sales	14.58
Price/Cash Flow	42.97
Dividend Yield	0.50

* as of 30 Sep 2024

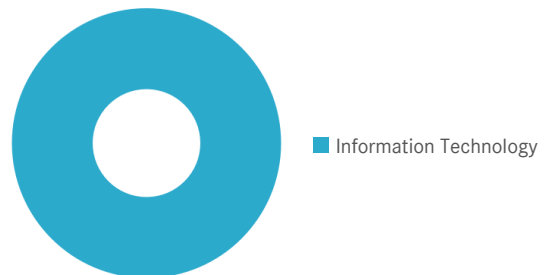
ANNUALISED PERFORMANCE*

1 Month	7.20%
1 Year	65.52%
3 Years	29.93%
5 Years	-
7 Years	28.80%

* Total Return Net Index

Sector Weightings

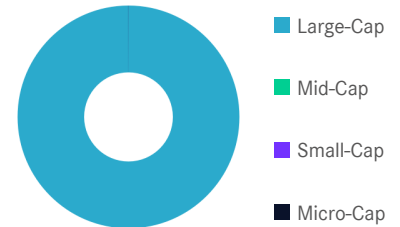
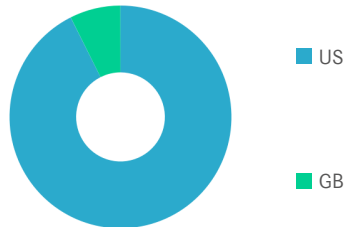
Sector	Count	Weight
Information Technology	10	100.00%



BlueStar® Top 10 US Listed Fabless Semiconductor Index

Country and Size Weightings

Country	Count	Weight
United States	9	92.60%
United Kingdom	1	7.40%



Size	Count	Weight
Large-Cap (> 6 bn)	10	100.00%
Mid-Cap (1.5 bn - 6 bn)	0	0.00%
Small-Cap (0.2 bn - 1.5 bn)	0	0.00%
Micro-Cap (0.0 bn - 0.2 bn)	0	0.00%

Index Components

Top Components by Weight	Country	Weight	Best Performing Components	YTD	1 Day
NVIDIA CORP	US	16.46%	BROADCOM INC	64.35%	2.66%
BROADCOM INC	US	16.12%	MONOLITHIC POWER SYSTEMS INC	46.24%	1.46%
ADVANCED MICRO DEVICES	US	12.19%	ARM HOLDINGS ADR	105.74%	1.38%
QUALCOMM INC	US	10.65%	NVIDIA CORP	176.56%	0.89%
SYNOPSYS INC	US	8.31%	SYNOPSYS INC	-1.98%	0.67%
MARVELL TECHNOLOGY INC	US	8.00%			
CADENCE DESIGN SYSTEMS INC	US	7.79%			
ARM HOLDINGS ADR	GB	7.40%			
MONOLITHIC POWER SYSTEMS INC	US	7.32%			
CIRRUS LOGIC INC	US	5.76%			
Subtotal		100.00%			

Worst Performing Components	YTD	1 Day
MARVELL TECHNOLOGY INC	32.96%	-2.17%
QUALCOMM INC	20.02%	-0.22%
CADENCE DESIGN SYSTEMS INC	-3.43%	0.03%
ADVANCED MICRO DEVICES	6.00%	0.08%
CIRRUS LOGIC INC	47.70%	0.28%

Symbols

	Symbol	ISIN	WKN	Sedol	Bloomberg	Reuters	Telekurs
Price Return	BFABL	DE000SL0K6L5	SL0K6L	BP6L2D8	BFABL	.BFABL	134316255
Total Return Net	BFABLNTR	DE000SL0K6M3	SL0K6M	BP6L2F0	BFABLNTR	.BFABLNTR	134316259
Total Return Gross	-	-	-	-	-	-	-

BlueStar® Top 10 US Listed Fabless Semiconductor Index

For further information visit www.marketvector.com

Nothing on this factsheet shall be considered a solicitation to buy or an offer to sell a security, or any other product or service, to any person in any jurisdiction where such offer, solicitation, purchase or sale would be unlawful under the laws of such jurisdiction. Neither MarketVector Indexes GmbH nor any of its licensors makes any warranties or representations, express or implied, to the user with respect to any of the data contained herein. The data is provided for informational purposes only, and the Company shall not be responsible or liable for the accuracy, usefulness or availability of any information transmitted or made available through it. The MarketVector™ family of indexes (MarketVector™, BlueStar®, MVIS®) is protected through various intellectual property rights and unfair competition and misappropriation laws. MVIS® is a registered trademark of Van Eck Associates Corporation that has been licensed to MarketVector Indexes GmbH. MarketVector™ and MarketVector Indexes™ are pending trademarks of Van Eck Associates Corporation. BlueStar®, BlueStar Indexes®, BIGI® and BIGITech® are trademarks of MarketVector Indexes GmbH. You require a licence to launch any product whose performance is linked to the value of a particular MarketVector™ Index and for all use of the MarketVector™ name or name of the MarketVector™ Index in the marketing of the product.