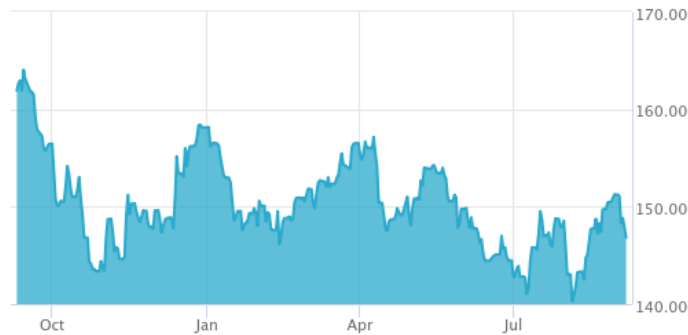


## BlueStar® Agribusiness 50 Index

The BlueStar® Agribusiness 50 Index (BMOO) tracks the performance of the largest and most liquid companies in the global agribusiness industry. This is a modified market cap-weighted index, and only includes companies that generate at least 50% of their revenues from agri-chemicals and fertilisers, seeds and traits, farm/irrigation equipment and farm machinery, agricultural products (incl. Grain, tobacco, meat, poultry, and sugar), aquaculture and fishing, livestock, plantations, and trading of agricultural products. BMOO tracks the 50 largest and most heavily-traded agribusiness companies.

### Key Features



Index 226.13/89.46 164.11/140.28

#### Size and Liquidity Requirements

Full market capitalization of at least 150 mln USD. Three month average-daily-trading volume of at least 1 mln USD at a review and also at the previous two reviews. At least 250,000 shares traded per month over the last six months at a review and also at the previous two reviews.

#### Pure-Play

Companies have to generate at least 50% of revenue from agribusiness.

#### Diversification

Company weights are capped at 5%.

#### Review

Semi-annual in June and December.

### Index Data

#### INDEX PARAMETERS

Launch Date	03 May 2021	Components	50
Type	Hard Asset	Volatility (250 days)	13.82
Currency	USD	Full MCap bn USD	472.70
Base Date	31 Dec 2015	Float MCap bn USD	333.49
Base Value	100.00	Correlation* (250 days)	0.93

\* MSCI ACWI Select Agriculture Producers IMI

#### FUNDAMENTALS\*

Price/Earnings Trailing	20.98
Price/Book	1.25
Price/Sales	0.56
Price/Cash Flow	6.77
Dividend Yield	2.98

\* as of 31 Jul 2024

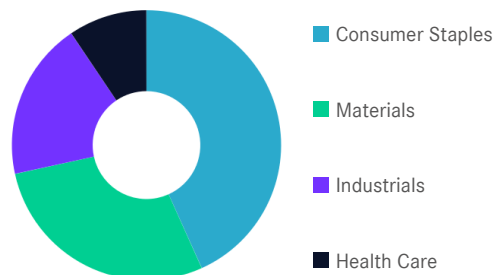
#### ANNUALISED PERFORMANCE\*

1 Month	4.19%
1 Year	-10.53%
3 Years	-8.44%
5 Years	1.17%
7 Years	4.52%

\* Total Return Net Index

### Sector Weightings

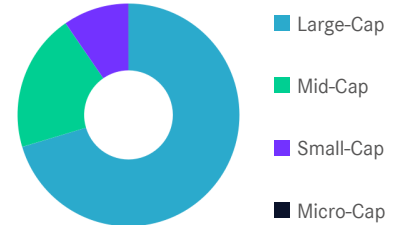
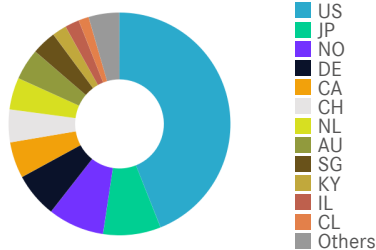
Sector	Count	Weight
Consumer Staples	25	43.28%
Materials	13	28.31%
Industrials	8	18.98%
Health Care	4	9.44%



## BlueStar® Agribusiness 50 Index

### Country and Size Weightings

Country	Count	Weight
United States	17	43.97%
Japan	5	8.41%
Norway	5	8.20%
Germany	2	6.50%
Canada	2	5.26%
Switzerland	2	4.73%
Netherlands	2	4.66%
Australia	4	4.53%
Singapore	2	3.56%
Cayman Islands	2	2.10%
Israel	2	2.08%
Chile	1	1.50%
Others	4	4.49%



Size	Count	Weight
Large-Cap (> 6 bn)	23	70.37%
Mid-Cap (1.5 bn - 6 bn)	16	20.02%
Small-Cap (0.2 bn - 1.5 bn)	11	9.61%
Micro-Cap (0.0 bn - 0.2 bn)	0	0.00%

### Index Components

Top Components by Weight	Country	Weight	Best Performing Components	YTD	1 Day
TYSON FOODS INC	US	5.34%	GOLDEN AGRI-RESOURCES LTD	7.91%	2.20%
CORTEVA INC	US	5.32%	NH FOODS LTD	16.82%	1.90%
BAYER AG	DE	5.32%	TYSON FOODS INC	25.66%	1.14%
DEERE & CO	US	5.15%	K+S AG	-22.95%	0.86%
ARCHER-DANIELS-MIDLAND CO	US	4.91%	KUMIAI CHEMICAL INDUSTRY CO	-3.68%	0.75%
NUTRIEN LTD	CA	4.42%			
KUBOTA CORP	JP	3.93%			
CF INDUSTRIES HOLDINGS INC	US	3.72%			
BUNGE LTD	CH	3.27%			
MOWI ASA	NO	2.74%			
CNH INDUSTRIAL NV	NL	2.63%			
WILMAR INTERNATIONAL LTD	SG	2.63%			
<b>Subtotal</b>		49.41%			
			Worst Performing Components	YTD	1 Day
			DARLING INGREDIENTS INC	-26.28%	-5.89%
			QUIMICA Y MINERA CHIL-SP ADR	-42.86%	-4.22%
			FMC CORP	-2.54%	-3.80%
			MOSAIC CO/THE	-26.83%	-3.65%
			NEOGEN CORP	-23.32%	-3.56%

### Symbols

	Symbol	ISIN	WKN	Sedol	Bloomberg	Reuters	Telekurs
<b>Price Return</b>	BMOO	DE000SLOCHH0	SLOCHH	BMF9XW8	BMOO	.BMOO	111123125
<b>Total Return Net</b>	BMOONTR	DE000SLOCHJ6	SLOCHJ	BMF9XX9	BMOONTR	.BMOONTR	111123141
<b>Total Return Gross</b>	-	-	-	-	-	-	-

## BlueStar® Agribusiness 50 Index

---

For further information visit [www.marketvector.com](http://www.marketvector.com)

Nothing on this factsheet shall be considered a solicitation to buy or an offer to sell a security, or any other product or service, to any person in any jurisdiction where such offer, solicitation, purchase or sale would be unlawful under the laws of such jurisdiction. Neither MarketVector Indexes GmbH nor any of its licensors makes any warranties or representations, express or implied, to the user with respect to any of the data contained herein. The data is provided for informational purposes only, and the Company shall not be responsible or liable for the accuracy, usefulness or availability of any information transmitted or made available through it. The MarketVector™ family of indexes (MarketVector™, Bluestar®, MVIS®) is protected through various intellectual property rights and unfair competition and misappropriation laws. MVIS® is a registered trademark of Van Eck Associates Corporation that has been licensed to MarketVector Indexes GmbH. MarketVector™ and MarketVector Indexes™ are pending trademarks of Van Eck Associates Corporation. BlueStar®, BlueStar Indexes®, BIGI® and BIGITech® are trademarks of MarketVector Indexes GmbH. You require a licence to launch any product whose performance is linked to the value of a particular MarketVector™ Index and for all use of the MarketVector™ name or name of the MarketVector™ Index in the marketing of the product.