

BlueStar[®] Solar Energy Industry Index

The BlueStar[®] Solar Energy Industry Index (BSOLR) tracks the performance of the largest and most liquid companies in the global solar energy industry. This is a modified market cap-weighted index, and only includes companies that generate at least 75% of their revenue from products and services related to solar energy, such as solar energy technology, solar field operations or ownership, or solar panel installation services.

Key Features



Index 521.26/59.52 231.45/115.74

Size and Liquidity Requirements

Full MCap of at least 250 mIn USD. Three month average-daily-trading volume of at least 500,000 USD at a review and also at the previous two reviews. At least 250,000 shares traded per month over the last six months at a review and also at the previous two reviews.

Universe

Companies must derive at least 75% of revenue or operating assets from the generation or of technologies used in the generation of solar energy.

Diversification

Companies are equally weighted.

Review

Semi-annual in June and December.

Index Data

INDEX PARAMETERS

Launch Date	09 Mar 2020	Components	21
Type	Sector	Volatility (250 days)	38.61
Currency	USD	Full MCap bn USD	58.63
Base Date	31 Dec 2014	Float MCap bn USD	42.17
Base Value	100.00	Correlation* (250 days)	0.95

* MAC Global Solar Energy

FUNDAMENTALS*

Price/Earnings Trailing	-4.99
Price/Book	0.70
Price/Sales	0.49
Price/Cash Flow	2.51
Dividend Yield	1.30

* as of 31 Jul 2024

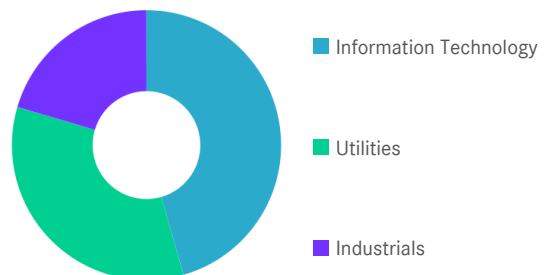
ANNUALISED PERFORMANCE*

1 Month	-8.01%
1 Year	-49.99%
3 Years	-32.68%
5 Years	0.51%
7 Years	1.52%

* Total Return Net Index

Sector Weightings

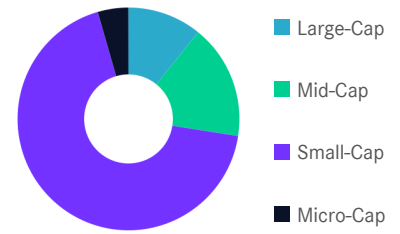
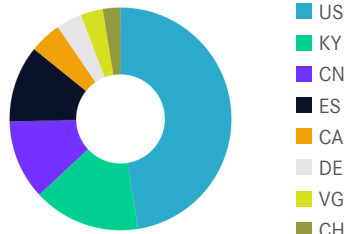
Sector	Count	Weight
Information Technology	10	45.57%
Utilities	6	33.99%
Industrials	5	20.44%



BlueStar® Solar Energy Industry Index

Country and Size Weightings

Country	Count	Weight
United States	9	47.48%
Cayman Islands	3	15.60%
China	2	11.53%
Spain	2	11.17%
Canada	1	4.67%
Germany	2	3.76%
British Virgin Islands	1	3.20%
Switzerland	1	2.58%



Size	Count	Weight
Large-Cap (> 6 bn)	2	10.82%
Mid-Cap (1.5 bn - 6 bn)	3	16.63%
Small-Cap (0.2 bn - 1.5 bn)	13	68.07%
Micro-Cap (0.0 bn - 0.2 bn)	3	4.48%

Index Components

Top Components by Weight	Country	Weight	Best Performing Components	YTD	1 Day
SUNNOVA ENERGY INTERNATIONAL INC	US	13.84%	SOLARMAX TECHNOLOGIES ORD	-81.38%	39.25%
SOLARIA ENERGIA Y MEDIO AMBI	ES	7.24%	MEYER BURGER TECHNOLOGY AG	-96.65%	3.55%
XINTE ENERGY CO LTD	CN	5.84%	SHOALS TECHNOLOGIES GROUP INC	-63.64%	3.10%
ENPHASE ENERGY INC	US	5.82%	7C SOLARPARKEN AG	-37.18%	1.06%
SHOALS TECHNOLOGIES GROUP INC	US	5.76%	XINYI SOLAR HOLDINGS LTD	-27.76%	0.03%
FLAT GLASS GROUP CO LTD	CN	5.69%			
DAQO NEW ENERGY CORP-ADR	KY	5.37%			
XINYI SOLAR HOLDINGS LTD	KY	5.25%			
ALTUS POWER INC	US	5.08%			
FIRST SOLAR INC	US	5.00%			
JINKOSOLAR HOLDING CO-ADR	KY	4.99%			
CANADIAN SOLAR INC	CA	4.67%			
Subtotal		74.55%			
			Worst Performing Components	YTD	1 Day
			SUNNOVA ENERGY INTERNATIONAL INC	-31.34%	-6.01%
			SOLAREEDGE TECHNOLOGIES INC	-79.18%	-5.66%
			SMA SOLAR TECHNOLOGY AG	-68.82%	-5.43%
			CANADIAN SOLAR INC	-54.59%	-4.80%
			NEXTRACKER INC-CL A	-26.15%	-4.00%

Symbols

	Symbol	ISIN	WKN	Sedol	Bloomberg	Reuters	Telekurs
Price Return	BSOLR	DE000A30A061	A30A06	BL54G06	BSOLR	.BSOLR	118227308
Total Return Net	BSOLRNTR	DE000A3CLJ70	A3CLJ7	BLNPNM1	BSOLRNTR	.BSOLRNTR	57061627
Total Return Gross	-	-	-	-	-	-	-

BlueStar® Solar Energy Industry Index

For further information visit www.marketvector.com

Nothing on this factsheet shall be considered a solicitation to buy or an offer to sell a security, or any other product or service, to any person in any jurisdiction where such offer, solicitation, purchase or sale would be unlawful under the laws of such jurisdiction. Neither MarketVector Indexes GmbH nor any of its licensors makes any warranties or representations, express or implied, to the user with respect to any of the data contained herein. The data is provided for informational purposes only, and the Company shall not be responsible or liable for the accuracy, usefulness or availability of any information transmitted or made available through it. The MarketVector™ family of indexes (MarketVector™, Bluestar®, MVIS®) is protected through various intellectual property rights and unfair competition and misappropriation laws. MVIS® is a registered trademark of Van Eck Associates Corporation that has been licensed to MarketVector Indexes GmbH. MarketVector™ and MarketVector Indexes™ are pending trademarks of Van Eck Associates Corporation. BlueStar®, BlueStar Indexes®, BIGI® and BIGITech® are trademarks of MarketVector Indexes GmbH. You require a licence to launch any product whose performance is linked to the value of a particular MarketVector™ Index and for all use of the MarketVector™ name or name of the MarketVector™ Index in the marketing of the product.