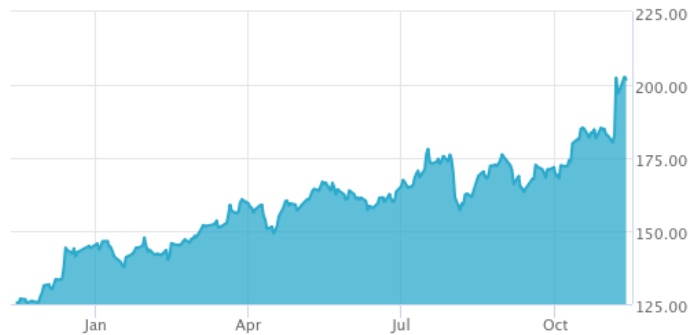


BlueStar® Top 10 US Banks Index

The BlueStar® Top 10 US Banks Index (BUBNK) tracks the performance of the 10 largest US exchange-listed companies in the banks industry. This is a modified market cap-weighted index, and only includes companies that generate at least 50% of their revenue from commercial banking, investment banking, institutional wealth management, and or brokerage services.

Key Features



Index 202.72/72.39 202.72/118.80

Size and Liquidity Requirements

Full MCap of at least 5 bln USD. Three month average-daily-trading volume of at least 20 mln USD at a review and also at the previous two reviews. At least 250,000 shares traded per month over the last six months at a review and also at the previous two reviews.

Universe

Companies must derive at least 50% of revenue from a combination of commercial banking, investment banking, institutional wealth management or brokerage services.

Diversification

Company weightings are capped at 15%.

Review

Semi-annual in June and December.

Index Data

INDEX PARAMETERS

Launch Date	20 Jul 2020	Components	10
Type	Sector	Volatility (250 days)	22.54
Currency	USD	Full MCap bn USD	2,079.02
Base Date	30 Jun 2015	Float MCap bn USD	1,607.68
Base Value	100.00	Correlation* (250 days)	0.88

* S&P Bank Select Industry

FUNDAMENTALS*

Price/Earnings Trailing	15.34
Price/Book	1.20
Price/Sales	1.68
Price/Cash Flow	8.30
Dividend Yield	2.96

* as of 31 Oct 2024

ANNUALISED PERFORMANCE*

1 Month	12.12%
1 Year	69.72%
3 Years	4.02%
5 Years	7.25%
7 Years	7.78%

* Total Return Net Index

Sector Weightings


Sector	Count	Weight
Financials	10	100.00%




BlueStar® Top 10 US Banks Index

Country and Size Weightings

Country	Count	Weight
United States	10	100.00%



■ US



■ Large-Cap
■ Mid-Cap
■ Small-Cap
■ Micro-Cap

Size	Count	Weight
Large-Cap (> 6 bn)	10	100.00%
Mid-Cap (1.5 bn - 6 bn)	0	0.00%
Small-Cap (0.2 bn - 1.5 bn)	0	0.00%
Micro-Cap (0.0 bn - 0.2 bn)	0	0.00%

Index Components

Top Components by Weight

	Country	Weight
WELLS FARGO & CO	US	14.81%
JPMORGAN CHASE & CO	US	14.74%
BANK OF AMERICA CORP	US	13.71%
GOLDMAN SACHS GROUP INC	US	12.00%
MORGAN STANLEY	US	10.67%
CITIGROUP INC	US	9.21%
PNC FINANCIAL SERVICES GROUP	US	7.08%
US BANCORP	US	6.94%
TRUIST FINANCIAL CORP	US	6.03%
M & T BANK CORP	US	4.79%
Subtotal		100.00%

Best Performing Components

	YTD	1 Day
PNC FINANCIAL SERVICES GROUP	41.62%	0.63%
TRUIST FINANCIAL CORP	33.08%	0.47%
JPMORGAN CHASE & CO	44.18%	0.11%
WELLS FARGO & CO	51.40%	0.06%
BANK OF AMERICA CORP	38.90%	-0.48%

Worst Performing Components

	YTD	1 Day
GOLDMAN SACHS GROUP INC	56.55%	-1.62%
CITIGROUP INC	39.22%	-1.12%
MORGAN STANLEY	47.04%	-0.91%
M & T BANK CORP	59.71%	-0.66%
US BANCORP	21.37%	-0.55%

Symbols

	Symbol	ISIN	WKN	Sedol	Bloomberg	Reuters	Telekurs
Price Return	BUBNK	DE000A30A079	A30A07	BL54GH2	BUBNK	.BUBNK	118227309
Total Return Net	BUBNKNTR	DE000A3CLJ96	A3CLJ9	BLNPNP4	BUBNKNTR	.BUBNKNTR	57061640
Total Return Gross	-	-	-	-	-	-	-

BlueStar® Top 10 US Banks Index

For further information visit www.marketvector.com

Nothing on this factsheet shall be considered a solicitation to buy or an offer to sell a security, or any other product or service, to any person in any jurisdiction where such offer, solicitation, purchase or sale would be unlawful under the laws of such jurisdiction. Neither MarketVector Indexes GmbH nor any of its licensors makes any warranties or representations, express or implied, to the user with respect to any of the data contained herein. The data is provided for informational purposes only, and the Company shall not be responsible or liable for the accuracy, usefulness or availability of any information transmitted or made available through it. The MarketVector™ family of indexes (MarketVector™, Bluestar®, MVIS®) is protected through various intellectual property rights and unfair competition and misappropriation laws. MVIS® is a registered trademark of Van Eck Associates Corporation that has been licensed to MarketVector Indexes GmbH. MarketVector™ and MarketVector Indexes™ are pending trademarks of Van Eck Associates Corporation. BlueStar®, BlueStar Indexes®, BIGI® and BIGITech® are trademarks of MarketVector Indexes GmbH. You require a licence to launch any product whose performance is linked to the value of a particular MarketVector™ Index and for all use of the MarketVector™ name or name of the MarketVector™ Index in the marketing of the product.