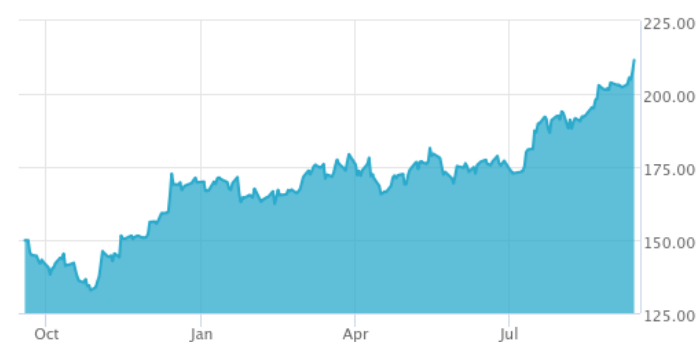


BlueStar® Top 10 US Residential Real Estate Index

The BlueStar® Top 10 US Residential Real Estate Index (BURRT) tracks the performance of the 10 largest and most liquid US exchange-listed residential real estate companies. This is an equally weighted index, and only includes companies that are incorporated in the United States, listed on a US exchange and denominated in USD, and generate at least 50% of its revenue or real estate asset value from residential real estate located in the US.

Key Features



Index 211.57/77.28 211.57/132.85

Size and Liquidity Requirements

Full MCap of at least 150 mln USD. Three month average-daily-trading volume of at least 1 mln USD at a review and also at the previous two reviews. At least 250,000 shares traded per month over the last six months at a review and also at the previous two reviews.

Pure-Play

Companies have to generate at least 50% of revenue from residential real estate.

Diversification

Companies in the index are weighted equally.

Review

Semi-annual in June and December.

Index Data

INDEX PARAMETERS

Launch Date	28 Jan 2022	Components	10
Type	Sector	Volatility (250 days)	19.81
Currency	USD	Full MCap bn USD	312.00
Base Date	31 Dec 2015	Float MCap bn USD	205.37
Base Value	100.00	Correlation* (250 days)	0.00

* -

FUNDAMENTALS*

Price/Earnings Trailing	18.89
Price/Book	2.37
Price/Sales	3.09
Price/Cash Flow	13.30
Dividend Yield	2.46

* as of 31 Jul 2024

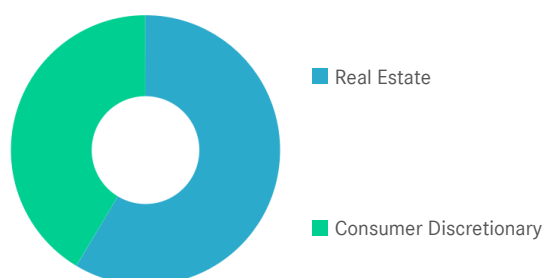
ANNUALISED PERFORMANCE*

1 Month	10.10%
1 Year	41.58%
3 Years	9.78%
5 Years	10.67%
7 Years	8.99%

* Total Return Net Index

Sector Weightings


Sector	Count	Weight
Real Estate	6	58.59%
Consumer Discretionary	4	41.41%




BlueStar® Top 10 US Residential Real Estate Index

Country and Size Weightings

Country	Count	Weight
United States	10	100.00%



■ US



- Large-Cap
- Mid-Cap
- Small-Cap
- Micro-Cap

Size	Count	Weight
Large-Cap (> 6 bn)	10	100.00%
Mid-Cap (1.5 bn - 6 bn)	0	0.00%
Small-Cap (0.2 bn - 1.5 bn)	0	0.00%
Micro-Cap (0.0 bn - 0.2 bn)	0	0.00%

Index Components

Top Components by Weight	Country	Weight	Best Performing Components	YTD	1 Day
D R HORTON INC	US	11.25%	D R HORTON INC	28.93%	3.17%
SUN COMMUNITIES INC	US	10.52%	PULTE GROUP INC	35.68%	3.13%
NVR INC	US	10.16%	LENNAR CORP	26.00%	2.50%
MID-AMERICA APARTMENT COMM	US	10.04%	NVR INC	33.84%	2.07%
PULTE GROUP INC	US	10.04%	SUN COMMUNITIES INC	12.11%	2.06%
LENNAR CORP	US	9.96%			
EQUITY RESIDENTIAL	US	9.85%			
AVALONBAY COMMUNITIES INC	US	9.80%	Worst Performing Components	YTD	1 Day
ESSEX PROPERTY TRUST INC	US	9.60%	EQUITY RESIDENTIAL	30.33%	0.90%
INVITATION HOMES INC	US	8.77%	MID-AMERICA APARTMENT COMM	27.71%	1.06%
			ESSEX PROPERTY TRUST INC	29.10%	1.23%
			AVALONBAY COMMUNITIES INC	27.59%	1.32%
Subtotal		100.00%	INVITATION HOMES INC	10.27%	2.04%

Symbols

	Symbol	ISIN	WKN	Sedol	Bloomberg	Reuters	Telekurs
Price Return	BURRT	DE000SL0FCC5	SL0FCC	BMF1G25	BURRT	.BURRT	116317450
Total Return Net	BURRTNTR	DE000SL0FCD3	SL0FCD	BMF1G36	BURRTNTR	.BURRTNTR	116318128
Total Return Gross	-	-	-	-	-	-	-

BlueStar® Top 10 US Residential Real Estate Index

For further information visit www.marketvector.com

Nothing on this factsheet shall be considered a solicitation to buy or an offer to sell a security, or any other product or service, to any person in any jurisdiction where such offer, solicitation, purchase or sale would be unlawful under the laws of such jurisdiction. Neither MarketVector Indexes GmbH nor any of its licensors makes any warranties or representations, express or implied, to the user with respect to any of the data contained herein. The data is provided for informational purposes only, and the Company shall not be responsible or liable for the accuracy, usefulness or availability of any information transmitted or made available through it. The MarketVector™ family of indexes (MarketVector™, Bluestar®, MVIS®) is protected through various intellectual property rights and unfair competition and misappropriation laws. MVIS® is a registered trademark of Van Eck Associates Corporation that has been licensed to MarketVector Indexes GmbH. MarketVector™ and MarketVector Indexes™ are pending trademarks of Van Eck Associates Corporation. BlueStar®, BlueStar Indexes®, BIGI® and BIGITech® are trademarks of MarketVector Indexes GmbH. You require a licence to launch any product whose performance is linked to the value of a particular MarketVector™ Index and for all use of the MarketVector™ name or name of the MarketVector™ Index in the marketing of the product.