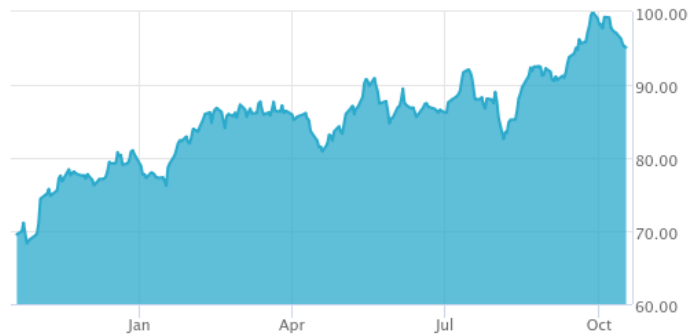


# BlueStar® Global Online Gambling, Video Gaming and eSports Index

The BlueStar® Global Online Gambling, Video Gaming, and eSports Index (BVGOG) tracks the performance of the largest and most liquid companies involved in the online gambling, video gaming and eSports industries. This is a modified market cap-weighted index, and only includes companies that generate at least 50% of their revenue from online gambling, video gaming and/or eSports. BVGOG covers at least 90% of the investable universe of each the online gambling and video gaming/eSports segments.

## Key Features



Index 116.60/57.26 99.99/68.31

### Size and Liquidity Requirements

Full MCap of at least 150 mln USD. Three months average-daily-trading volume of at least 1 mln USD at a review and also at the previous two reviews. At least 250,000 shares traded per month over the last six months at a review and also at the previous two reviews.

### Universe

Companies have to generate at least 50% revenues from online gambling, video gaming and esports segments.

### Diversification

Company weightings are capped at 8%.

### Review

Quarterly.

## Index Data

### INDEX PARAMETERS

Launch Date	25 Mar 2022	Components	44
Type	Sector	Volatility (250 days)	16.78
Currency	USD	Full MCap bn USD	1,247.49
Base Date	31 Dec 2020	Float MCap bn USD	849.98
Base Value	100.00	Correlation* (250 days)	0.83

\* MVIS Global Video Gaming & eSports Index

### FUNDAMENTALS\*

Price/Earnings Trailing	-101.69
Price/Book	3.07
Price/Sales	2.18
Price/Cash Flow	13.30
Dividend Yield	2.62

\* as of 30 Sep 2024

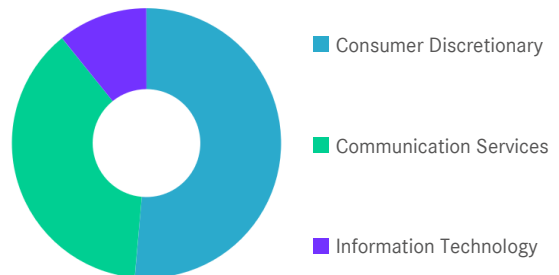
### ANNUALISED PERFORMANCE\*

1 Month	0.13%
1 Year	31.46%
3 Years	-3.99%
5 Years	-
7 Years	-1.30%

\* Total Return Net Index

## Sector Weightings

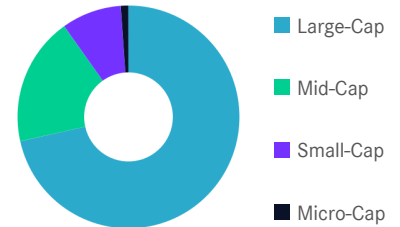
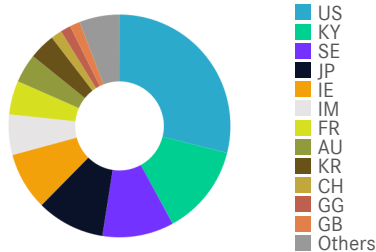
Sector	Count	Weight
Consumer Discretionary	20	51.40%
Communication Services	19	37.80%
Information Technology	5	10.80%



# BlueStar® Global Online Gambling, Video Gaming and eSports Index

## Country and Size Weightings

Country	Count	Weight
United States	12	28.90%
Cayman Islands	3	13.14%
Sweden	3	10.43%
Japan	6	9.95%
Ireland	1	8.39%
Isle of Man	2	5.84%
France	2	4.92%
Australia	3	4.19%
South Korea	3	3.82%
Switzerland	1	1.59%
Guernsey	1	1.50%
United Kingdom	2	1.49%
Others	5	5.85%



Size	Count	Weight
Large-Cap (> 6 bn)	21	71.50%
Mid-Cap (1.5 bn - 6 bn)	13	18.66%
Small-Cap (0.2 bn - 1.5 bn)	8	8.73%
Micro-Cap (0.0 bn - 0.2 bn)	2	1.12%

## Index Components

Top Components by Weight	Country	Weight	Best Performing Components	YTD	1 Day
TENCENT HOLDINGS LTD	KY	8.81%	EVOKE PLC	-38.86%	5.05%
FLUTTER ENTERTAINMENT PLC	IE	8.39%	UBISOFT ENTERTAINMENT	-42.04%	4.18%
DRAFTKINGS INC	US	7.72%	POINTSBET HOLDINGS LTD	35.91%	2.78%
EVOLUTION AB	SE	7.34%	ENTAIN PLC	-22.91%	2.75%
LA FRANCAISE DES JEUX SAEM	FR	3.69%	FLUTTER ENTERTAINMENT PLC	30.08%	1.95%
APPLOVIN CORP	US	3.55%			
ENTAIN PLC	IM	3.13%			
ADVANCED MICRO DEVICES	US	3.08%			
NINTENDO CO LTD	JP	3.07%			
NETEASE INC-ADR	KY	2.95%			
PLAYTECH PLC	IM	2.71%			
ELECTRONIC ARTS INC	US	2.67%			
<b>Subtotal</b>		57.11%			
			Worst Performing Components	YTD	1 Day
			CD PROJEKT RED	37.80%	-4.12%
			BANDAI NAMCO HOLDINGS INC	8.43%	-4.06%
			ROBLOX CORP	-12.82%	-3.70%
			NETEASE INC-ADR	-12.64%	-2.60%
			UNITY SOFTWARE INC	-47.98%	-2.39%

## Symbols

	Symbol	ISIN	WKN	Sedol	Bloomberg	Reuters	Telekurs
<b>Price Return</b>	BVGOG	DE000SLOFF1	SLOFF1	BMFT5B1	BVGOG	.BVGOG	117779218
<b>Total Return Net</b>	BVGOGNTR	DE000SLOFFG9	SLOFFG	BMFT5C2	BVGOGNTR	.BVGOGNTR	117779221
<b>Total Return Gross</b>	BVGOGTR	DE000SLOFFH7	SLOFFH	BMFT5D3	BVGOGTR	.BVGOGTR	117779223

## BlueStar® Global Online Gambling, Video Gaming and eSports Index

For further information visit [www.marketvector.com](http://www.marketvector.com)

Nothing on this factsheet shall be considered a solicitation to buy or an offer to sell a security, or any other product or service, to any person in any jurisdiction where such offer, solicitation, purchase or sale would be unlawful under the laws of such jurisdiction. Neither MarketVector Indexes GmbH nor any of its licensors makes any warranties or representations, express or implied, to the user with respect to any of the data contained herein. The data is provided for informational purposes only, and the Company shall not be responsible or liable for the accuracy, usefulness or availability of any information transmitted or made available through it. The MarketVector™ family of indexes (MarketVector™, Bluestar®, MVIS®) is protected through various intellectual property rights and unfair competition and misappropriation laws. MVIS® is a registered trademark of Van Eck Associates Corporation that has been licensed to MarketVector Indexes GmbH. MarketVector™ and MarketVector Indexes™ are pending trademarks of Van Eck Associates Corporation. BlueStar®, BlueStar Indexes®, BIGI® and BIGITech® are trademarks of MarketVector Indexes GmbH. You require a licence to launch any product whose performance is linked to the value of a particular MarketVector™ Index and for all use of the MarketVector™ name or name of the MarketVector™ Index in the marketing of the product.