

# BlueStar® Wind Energy Industry Index

The BlueStar® Wind Energy Industry Index tracks the performance of the largest and most liquid companies in the global wind energy industry. This is a modified market cap-weighted index, and only includes companies that generate at least 50% of their revenue, operating assets, or real estate assets from wind technology, wind farm operations, or wind farm construction services.

## Key Features



Index 362.04/96.56 207.41/162.25

### Size and Liquidity Requirements

Full MCap of at least 250 mln USD. Three month average-daily-trading volume of at least 500,000 USD at a review and also at the previous two reviews. At least 250,000 shares traded per month over the last six months at a review and also at the previous two reviews.

### Universe

Companies have to derive 50% or revenue or operating assets from the generation of or technologies used in the generation of wind energy.

### Diversification

Company weightings are capped at 8%.

### Review

Semi-annual in June and December.

## Index Data

### INDEX PARAMETERS

Launch Date	23 Mar 2021	Components	23
Type	Sector	Volatility (250 days)	19.69
Currency	USD	Full MCap bn USD	201.82
Base Date	31 Dec 2014	Float MCap bn USD	138.19
Base Value	100.00	Correlation* (250 days)	0.00

\* -

### FUNDAMENTALS\*

Price/Earnings Trailing	30.73
Price/Book	1.55
Price/Sales	1.86
Price/Cash Flow	6.62
Dividend Yield	2.27

\* as of 31 Jul 2024

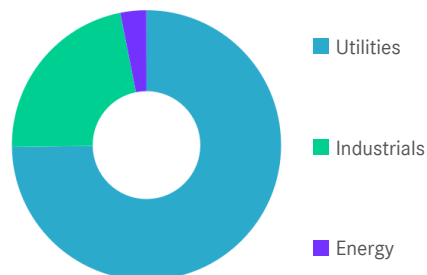
### ANNUALISED PERFORMANCE\*

1 Month	0.46%
1 Year	4.60%
3 Years	-13.74%
5 Years	4.44%
7 Years	7.07%

\* Total Return Net Index

## Sector Weightings

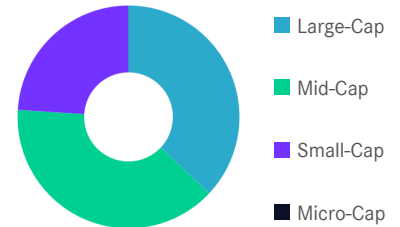
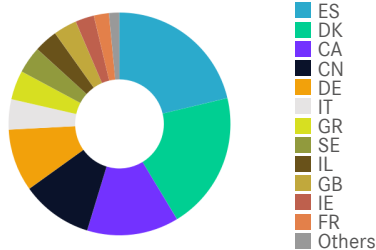
Sector	Count	Weight
Utilities	17	74.78%
Industrials	5	22.10%
Energy	1	3.13%



## BlueStar® Wind Energy Industry Index

### Country and Size Weightings

Country	Count	Weight
Spain	3	21.28%
Denmark	3	20.05%
Canada	3	13.39%
China	3	10.40%
Germany	3	9.08%
Italy	1	4.37%
Greece	1	4.24%
Sweden	1	3.92%
Israel	1	3.42%
United Kingdom	1	3.39%
Ireland	1	2.74%
France	1	2.20%
Others	1	1.52%



Size	Count	Weight
Large-Cap (> 6 bn)	5	37.04%
Mid-Cap (1.5 bn - 6 bn)	9	38.96%
Small-Cap (0.2 bn - 1.5 bn)	9	23.99%
Micro-Cap (0.0 bn - 0.2 bn)	0	0.00%

### Index Components

Top Components by Weight	Country	Weight	Best Performing Components	YTD	1 Day
IBERDROLA SA	ES	9.27%	EDP RENOVAVEIS SA	-15.15%	1.10%
ORSTED A/S	DK	8.94%	ERG SPA	-11.01%	0.87%
EDP RENOVAVEIS SA	ES	7.60%	RENEW ENERGY GLOBAL PLC CLASS A	-23.11%	0.51%
VESTAS WIND SYSTEMS A/S	DK	6.82%	IBERDROLA SA	15.85%	0.45%
NORLAND POWER INC	CA	5.50%	OX2 AB (PUBL)	7.54%	0.39%
NORDEX SE	DE	4.98%			
BORALEX INC -A	CA	4.46%			
CORP ACCIONA ENERGIAS RENOVA	ES	4.42%	<b>Worst Performing Components</b>	<b>YTD</b>	<b>1 Day</b>
ERG SPA	IT	4.37%	VOLTALIA SA	-26.86%	-7.11%
CADELER AS SPON ADR	DK	4.29%	NORDEX SE	34.55%	-4.37%
TERNA ENERGY SA	GR	4.24%	VESTAS WIND SYSTEMS A/S	-30.99%	-3.73%
OX2 AB (PUBL)	SE	3.92%	CADELER AS SPON ADR	33.04%	-2.74%
<b>Subtotal</b>		68.81%	ENERGIEKONTOR AG	-31.79%	-2.29%

### Symbols

	Symbol	ISIN	WKN	Sedol	Bloomberg	Reuters	Telekurs
<b>Price Return</b>	BWIND	DE000SLOCRN7	SLOCRN	BKPKKX7	BWIND	.BWIND	110078725
<b>Total Return Net</b>	BWINDNTR	DE000SLOCRP2	SLOCRP	BKPKKY8	BWINDNTR	.BWINDNTR	110078726
<b>Total Return Gross</b>	-	-	-	-	-	-	-

## BlueStar® Wind Energy Industry Index

---

For further information visit [www.marketvector.com](http://www.marketvector.com)

Nothing on this factsheet shall be considered a solicitation to buy or an offer to sell a security, or any other product or service, to any person in any jurisdiction where such offer, solicitation, purchase or sale would be unlawful under the laws of such jurisdiction. Neither MarketVector Indexes GmbH nor any of its licensors makes any warranties or representations, express or implied, to the user with respect to any of the data contained herein. The data is provided for informational purposes only, and the Company shall not be responsible or liable for the accuracy, usefulness or availability of any information transmitted or made available through it. The MarketVector™ family of indexes (MarketVector™, Bluestar®, MVIS®) is protected through various intellectual property rights and unfair competition and misappropriation laws. MVIS® is a registered trademark of Van Eck Associates Corporation that has been licensed to MarketVector Indexes GmbH. MarketVector™ and MarketVector Indexes™ are pending trademarks of Van Eck Associates Corporation. BlueStar®, BlueStar Indexes®, BIGI® and BIGITech® are trademarks of MarketVector Indexes GmbH. You require a licence to launch any product whose performance is linked to the value of a particular MarketVector™ Index and for all use of the MarketVector™ name or name of the MarketVector™ Index in the marketing of the product.