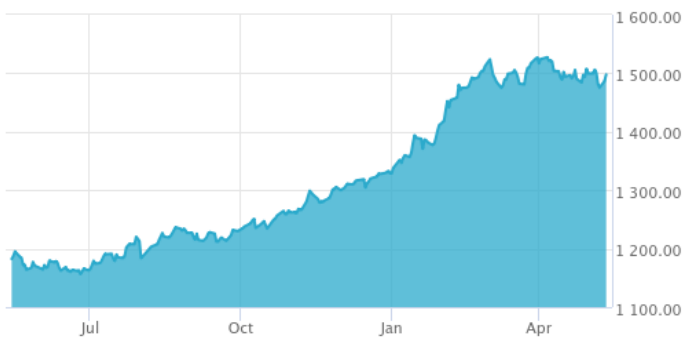


MarketVector™ XENIX® Global Dynamic Dividends Ex-Banks 250 Index

The MarketVector™ XENIX® Global Dynamic Dividends Ex-Banks 250 Index (GDDXB), is a benchmark index tracking the performance of high-dividend-yielding equities with price momentum across developed and emerging markets excluding banks.

Key Features



Index 1,740.85/977.74 1,740.85/1,293.28

Index Data

INDEX PARAMETERS		FUNDAMENTALS*		ANNUALISED PERFORMANCE*			
Launch Date	06 Oct 2025	Components	248	Price/Earnings Trailing	14.17	1 Month	-0.82%
Type	Global	Volatility (250 days)	8.63	Price/Book	2.01	1 Year	31.70%
Currency	EUR	Full MCap bn USD	6,380.07	Price/Sales	1.41	3 Years	19.03%
Base Date	30 Dec 2022	Float MCap bn USD	4,565.58	Price/Cash Flow	17.02	5 Years	-
Base Value	1,000.00	Correlation* (250 days)	0.00	Dividend Yield	3.44	Since Inception	17.13%

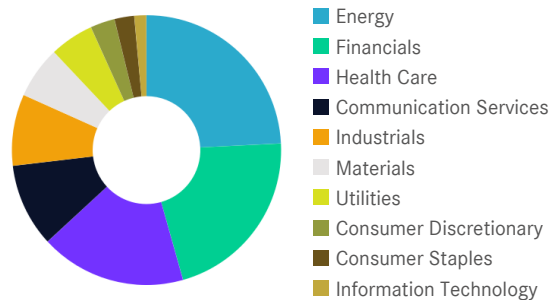
* -

* as of 30 Apr 2026

* Total Return Net Index

Sector Weightings

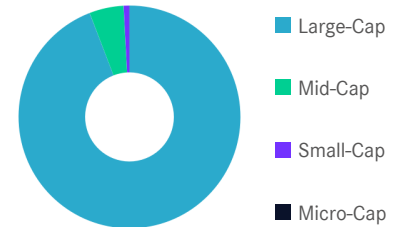
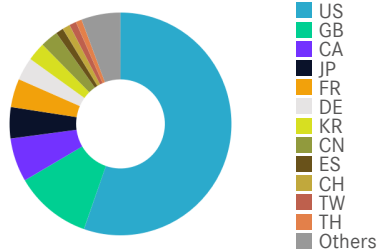
Sector	Count	Weight
Energy	32	23.94%
Financials	56	21.16%
Health Care	9	17.33%
Communication Services	8	9.87%
Industrials	36	8.47%
Materials	21	6.17%
Utilities	25	5.22%
Consumer Discretionary	19	2.91%
Consumer Staples	14	2.35%
Information Technology	4	1.44%



MarketVector™ XENIX® Global Dynamic Dividends Ex-Banks 250 Index

Country and Size Weightings

Country	Count	Weight
United States	74	55.34%
United Kingdom	19	11.22%
Canada	16	6.35%
Japan	24	4.52%
France	4	4.14%
Germany	2	3.33%
South Korea	15	2.70%
China	11	2.59%
Spain	4	1.12%
Switzerland	4	1.09%
Taiwan	5	1.01%
Thailand	12	0.88%
Others	58	5.70%



Size	Count	Weight
Large-Cap (> 6 bn)	124	94.16%
Mid-Cap (1.5 bn - 6 bn)	81	4.99%
Small-Cap (0.2 bn - 1.5 bn)	42	0.84%
Micro-Cap (0.0 bn - 0.2 bn)	1	0.00%

Index Components

Top Components by Weight	Country	Weight	Best Performing Components	YTD	1 Day
JOHNSON & JOHNSON	US	9.26%	UNITED MICROELECTRONICS ORD	111.39%	9.46%
EXXON MOBIL CORP	US	9.25%	HUNTINGTON INGALLS INDUSTRIES	-1.61%	4.98%
VERIZON COMMUNICATIONS INC	US	4.79%	KAJIMA CORP ORD	13.39%	4.58%
MERCK & CO. INC.	US	3.91%	CAL-MAINE FOODS INC	0.49%	4.55%
SHELL PLC	GB	3.36%	TAISEI CORP ORD	25.84%	4.46%
RIO TINTO PLC	GB	3.22%			
ALLIANZ SE	DE	3.22%			
GOLDMAN SACHS GROUP INC	US	2.58%	Worst Performing Components	YTD	1 Day
AT&T	US	2.50%	ISHIHARA SANGYO KAISHA LTD	2.03%	-18.47%
AXA SA	FR	2.48%	KIWOOM SECURITIES CO LTD ORD	40.35%	-9.48%
MORGAN STANLEY	US	1.91%	DAOU TECHNOLOGY INC	14.61%	-7.94%
GSK PLC	GB	1.86%	KOREA INVESTMENT HLG (DONGWOON) ORD	54.13%	-7.21%
Subtotal		48.33%	SL CORP	52.35%	-5.87%

Symbols

	Symbol	ISIN	WKN	Sedol	Bloomberg	Reuters	Telekurs
Price Return	GDDXBPR	DE000A4AP612	A4AP61	BPK5CW5	GDDXBPR	.GDDXBPR	149317127
Total Return Net	GDDXBNR	DE000A4AP620	A4AP62	BPK5D99	GDDXBNR	.GDDXBNR	149317132
Total Return Gross	GDDXBGR	DE000A4AP638	A4AP63	BPK5DD3	GDDXBGR	.GDDXBGR	149317136

MarketVector™ XENIX® Global Dynamic Dividends Ex-Banks 250 Index

For further information visit www.marketvector.com

Nothing on this factsheet shall be considered a solicitation to buy or an offer to sell a security, or any other product or service, to any person in any jurisdiction where such offer, solicitation, purchase or sale would be unlawful under the laws of such jurisdiction. Neither MarketVector Indexes GmbH nor any of its licensors makes any warranties or representations, express or implied, to the user with respect to any of the data contained herein. The data is provided for informational purposes only, and the Company shall not be responsible or liable for the accuracy, usefulness or availability of any information transmitted or made available through it. The MarketVector™ family of indexes (MarketVector™, Bluestar®, MVIS®) is protected through various intellectual property rights and unfair competition and misappropriation laws. MVIS® is a registered trademark of Van Eck Associates Corporation that has been licensed to MarketVector Indexes GmbH. MarketVector™ and MarketVector Indexes™ are pending trademarks of Van Eck Associates Corporation. BlueStar®, BlueStar Indexes®, BIGI® and BIGITech® are trademarks of MarketVector Indexes GmbH. You require a licence to launch any product whose performance is linked to the value of a particular MarketVector™ Index and for all use of the MarketVector™ name or name of the MarketVector™ Index in the marketing of the product.