

BlueStar® Israel Global Exposure Index

The BlueStar® Israel Global Exposure Index (IGEI) tracks the performance of the largest and most liquid Israeli equities. The index considers all components of the BlueStar Israel Global Total Investable Market index that generate at least 70% of their revenue from outside Israel.

Key Features



All Time High/Low 651.42/94.75
52-Week High/Low 361.34/262.57

Size and Liquidity Requirements

Full MCap of at least 150 mln USD. Three month average-daily-trading volume of at least 1 mln USD at a review and also at the previous two reviews. At least 250,000 shares traded per month over the last six months at a review and also at the previous two reviews.

Pure-Play

Index includes non-local companies.

Diversification

Company weightings are capped at 7%.

Review

Semi-annual in June and December.

Index Data

INDEX PARAMETERS				FUNDAMENTALS*		ANNUALISED PERFORMANCE*	
Launch Date	29 Jan 2016	Components	60	Price/Earnings Trailing	-20.96	1 Month	-0.41%
Type	Country	Volatility (250 days)	18.98	Price/Book	1.53	1 Year	8.60%
Currency	USD	Full MCap bn USD	191.47	Price/Sales	1.19	3 Years	-16.07%
Base Date	30 Dec 2008	Float MCap bn USD	136.78	Price/Cash Flow	6.53	5 Years	0.02%
Base Value	100.00	Correlation* (250 days)	0.74	Dividend Yield	1.16	7 Years	8.29%

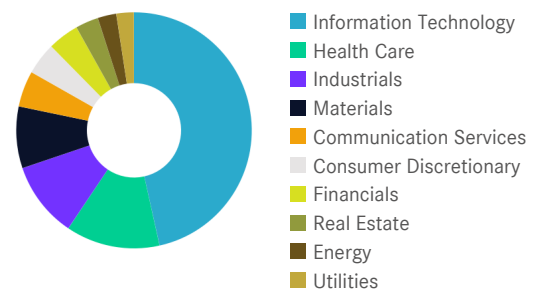
* MSCI Daily TR Gross Israel USD

* as of 31 Jul 2024

* Total Return Net Index

Sector Weightings

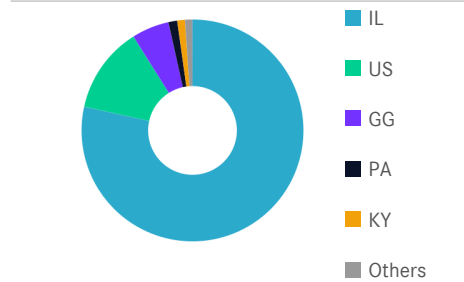
Sector	Count	Weight	Count*	Weight*	Difference
Information Technology	28	46.12%	22	44.54%	1.58%
Health Care	7	12.80%	5	13.52%	-0.72%
Industrials	4	10.30%	4	13.14%	-2.83%
Materials	2	8.38%	2	10.68%	-2.30%
Communication Services	4	4.89%	3	4.01%	0.88%
Consumer Discretionary	5	4.36%	3	4.55%	-0.19%
Financials	3	4.25%	1	1.94%	2.31%
Real Estate	3	3.12%	2	2.34%	0.77%
Energy	1	2.54%	1	3.23%	-0.70%
Utilities	2	2.40%	1	0.97%	1.43%




* represent hypothetical values obtained excluding non-local components

BlueStar® Israel Global Exposure Index

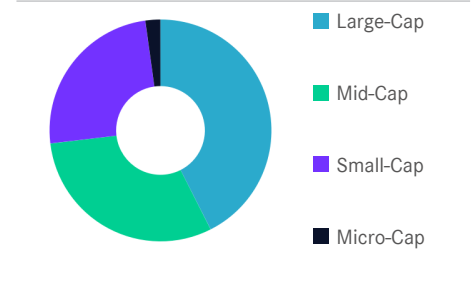
Country and Size Weightings

COUNTRY WEIGHTINGS EXCL. NON-LOCAL*


Country	Count	Weight
Israel	45	78.44%
United States	10	12.62%
Guernsey	1	5.45%
Panama	1	1.28%
Cayman Islands	1	1.12%
Others	2	1.09%

COUNTRY WEIGHTINGS INCL. NON-LOCAL*


Country	Non-Local	Count	Weight
Israel	15	60	100.00%

SIZE WEIGHTINGS


Size	Count	Weight
Large-Cap (> 6 bn)	11	42.55%
Mid-Cap (1.5 bn - 6 bn)	16	30.58%
Small-Cap (0.2 bn - 1.5 bn)	30	24.68%
Micro-Cap (0.0 bn - 0.2 bn)	3	2.19%

*Companies incorporated outside of a certain region or country that generate at least 50.00% of their revenues (or, where applicable, have at least 50.00% of their assets) in that region or country.

Index Components

Top Components by Weight				Best Performing Components		
	Non-Local	Country	Weight		YTD	1 Day
TEVA PHARMACEUTICAL-SP ADR	-	IL	7.61%	INNOVIZ TECHNOLOGIES LTD	-68.92%	15.91%
CHECK POINT SOFTWARE TECH L ORD	-	IL	6.16%	SOLAREDGE TECHNOLOGIES INC	-78.95%	8.54%
AMDOCS LTD	Y	GG	5.45%	NOVOCURE LTD	24.38%	7.16%
ICL GROUP LTD	-	IL	4.46%	CELLEBRITE DI LTD	102.19%	3.24%
ELBIT SYSTEMS LTD	-	IL	4.44%	MOBILEYE GLOBAL INC-A	-74.82%	3.22%
ISRAEL CORP LTD	-	IL	3.91%			
NICE LTD	-	IL	3.83%			
ZIM INTEGRATED SHIPPING SERVICES LTD	-	IL	3.78%	Worst Performing Components		
CYBERARK SOFTWARE	-	IL	3.68%		YTD	1 Day
MONDAY.COM LTD	-	IL	3.00%	SIMILARWEB LTD	53.10%	-14.73%
WIX.COM LTD	-	IL	2.82%	NANO DIMENSION LTD - ADR	-10.83%	-1.83%
DELEK GROUP LTD ORD	-	IL	2.54%	CERAGON NETWORKS LTD	25.46%	-1.81%
Subtotal			51.68%	ZIM INTEGRATED SHIPPING SERVICES LTD	96.78%	-1.77%
				GLOBAL-E ONLINE LTD	-7.52%	-1.48%

BlueStar® Israel Global Exposure Index

Symbols

	Symbol	ISIN	WKN	Sedol	Bloomberg	Reuters	Telekurs
Price Return	IGEI	DE000SLA12T9	SLA12T	BMGR4T5	IGEI	.IGEI	31651195
Total Return Net	IGEINTR	DE000SLA12U7	SLA12U	BQT11LY6	IGEINTR	.IGEINTR	111850341
Total Return Gross	IGEITR	DE000SLA12V5	SLA12V	BMGR4S4	IGEITR	.IGEITR	31651196

For further information visit www.marketvector.com

Nothing on this factsheet shall be considered a solicitation to buy or an offer to sell a security, or any other product or service, to any person in any jurisdiction where such offer, solicitation, purchase or sale would be unlawful under the laws of such jurisdiction. Neither MarketVector Indexes GmbH nor any of its licensors makes any warranties or representations, express or implied, to the user with respect to any of the data contained herein. The data is provided for informational purposes only, and the Company shall not be responsible or liable for the accuracy, usefulness or availability of any information transmitted or made available through it. The MarketVector™ family of indexes (MarketVector™, BlueStar®, MVIS®) is protected through various intellectual property rights and unfair competition and misappropriation laws. MVIS® is a registered trademark of Van Eck Associates Corporation that has been licensed to MarketVector Indexes GmbH. MarketVector™ and MarketVector Indexes™ are pending trademarks of Van Eck Associates Corporation. BlueStar®, BlueStar Indexes®, BIGI® and BIGITech® are trademarks of MarketVector Indexes GmbH. You require a licence to launch any product whose performance is linked to the value of a particular MarketVector™ Index and for all use of the MarketVector™ name or name of the MarketVector™ Index in the marketing of the product.