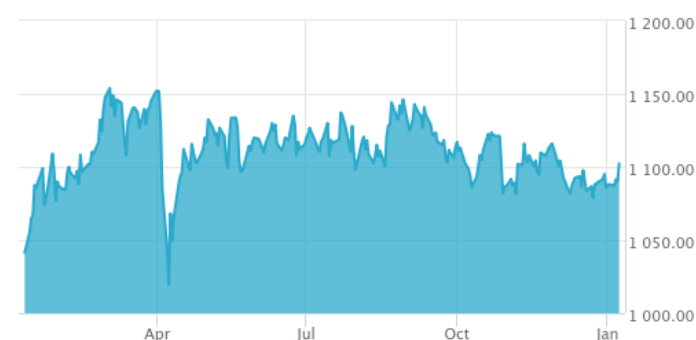


MarketVector™ - iREIT® Red State REITs Index

The MarketVector™ - iREIT® Red State REITs Index (IRED) tracks the performance of Real Estate Investment Trusts (REITs) that earn the majority of their revenue from state(s) that voted for a Republican presidential candidate.

Key Features



Index 1,410.66/965.03 1,323.74/1,165.63

Size and Liquidity Requirements

Full MCap of at least 150 mln USD. Three month average-daily-trading volume of at least 1 mln USD at a review and also at the previous two reviews. At least 250,000 shares traded per month over the last six months at a review and also at the previous two reviews.

Universe

REITs with at least 65% of revenue, net operating income, or properties, from state(s) that voted for a Republic Presidential candidate in two of the last three Presidential elections.

Diversification

Companies are weighted in proportion to their Final Dividend Yield Score.

Review

Semi-annual in June and December.

Index Data

INDEX PARAMETERS

Launch Date	06 Jan 2026	Components	26
Type	Sector	Volatility (250 days)	15.66
Currency	USD	Full MCap bn USD	235.71
Base Date	31 Dec 2020	Float MCap bn USD	150.76
Base Value	1,000.00	Correlation* (250 days)	0.00

* -

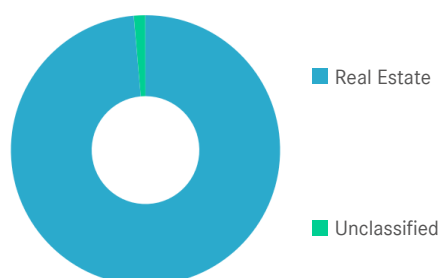
FUNDAMENTALS*

Price/Earnings Trailing	-	1 Month	2.22%
Price/Book	-	1 Year	6.77%
Price/Sales	-	3 Years	3.24%
Price/Cash Flow	-	5 Years	5.71%
Dividend Yield	-	Since Inception	5.22%

* Total Return Net Index

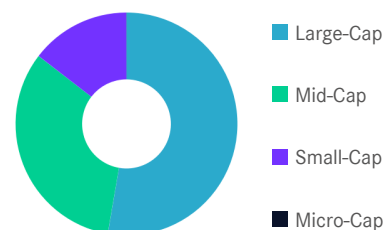
Sector Weightings

Sector	Count	Weight
Real Estate	25	98.61%
Unclassified	1	1.39%



Country and Size Weightings

■ US



Size	Count	Weight
Large-Cap (> 6 bn)	13	52.71%
Mid-Cap (1.5 bn - 6 bn)	8	32.73%
Small-Cap (0.2 bn - 1.5 bn)	5	14.56%
Micro-Cap (0.0 bn - 0.2 bn)	0	0.00%

Index Components

Top Components by Weight	Country	Weight	Best Performing Components	YTD	1 Day
BROADSTONE NET LEASE INC	US	8.21%	CAMDEN PROPERTY TRUST	1.17%	2.90%
NNN REIT INC	US	8.10%	MID-AMERICA APARTMENT COMM	-0.27%	2.64%
VICI PROPERTIES INC	US	7.92%	EQUITY LIFESTYLE PROPERTIES	1.06%	2.63%
REALTY INCOME CORP	US	6.86%	AMERICAN HOMES 4 RENT	-1.46%	2.00%
FOUR CORNERS PROPERTY TRUST	US	6.28%	FOUR CORNERS PROPERTY TRUST	3.73%	1.79%
NETSTREIT CORP	US	5.24%			
LAMAR ADVERTISING CO-A	US	5.02%			
KITE REALTY GROUP TRUST	US	4.55%	Worst Performing Components	YTD	1 Day
NATIONAL HEALTH INVESTORS INC	US	4.48%	CURBLINE PROPERTIES CORP	13.85%	-7.19%
MID-AMERICA APARTMENT COMM	US	4.10%	FARMLAND PARTNERS INC	-12.80%	-3.46%
UMH PROPERTIES INC	US	3.78%	NATIONAL HEALTH INVESTORS INC	1.66%	-0.47%
INVITATION HOMES INC	US	3.45%	AMERICAN HEALTHCARE REIT ORD	0.59%	-0.02%
Subtotal		68.00%	SILA REALTY TRUST INC	-	

Symbols

	Symbol	ISIN	WKN	Sedol	Bloomberg	Reuters	Telekurs
Price Return	IREDD	DE000A4AQ3V1	A4AQ3V	BWJDY90	IREDD	.IRED	152025011
Total Return Net	IREDDR	DE000A4AQ3W9	A4AQ3W	BWJDYC3	IREDDR	.IREDTR	152025016
Total Return Gross	IREDRG	DE000A4AQ3U3	A4AQ3U	BWJDYB2	IREDRG	.IREDTRG	152025015

MarketVector™ - iREIT® Red State REITs Index

For further information visit www.marketvector.com

Nothing on this factsheet shall be considered a solicitation to buy or an offer to sell a security, or any other product or service, to any person in any jurisdiction where such offer, solicitation, purchase or sale would be unlawful under the laws of such jurisdiction. Neither MarketVector Indexes GmbH nor any of its licensors makes any warranties or representations, express or implied, to the user with respect to any of the data contained herein. The data is provided for informational purposes only, and the Company shall not be responsible or liable for the accuracy, usefulness or availability of any information transmitted or made available through it. The MarketVector™ family of indexes (MarketVector™, Bluestar®, MVIS®) is protected through various intellectual property rights and unfair competition and misappropriation laws. MVIS® is a registered trademark of Van Eck Associates Corporation that has been licensed to MarketVector Indexes GmbH. MarketVector™ and MarketVector Indexes™ are pending trademarks of Van Eck Associates Corporation. BlueStar®, BlueStar Indexes®, BIGI® and BIGITech® are trademarks of MarketVector Indexes GmbH. You require a licence to launch any product whose performance is linked to the value of a particular MarketVector™ Index and for all use of the MarketVector™ name or name of the MarketVector™ Index in the marketing of the product.