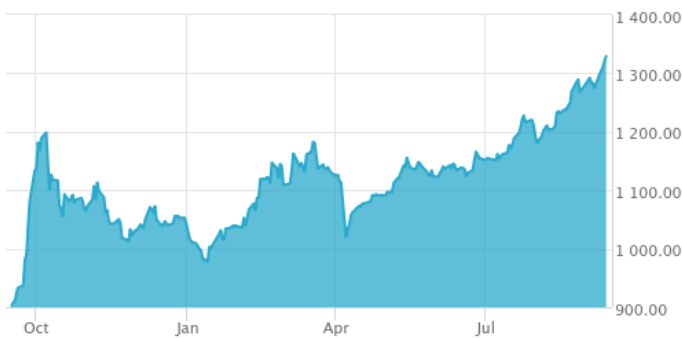


MarketVector™ ZhongGuo AllChina Index

The MarketVector™ ZhongGuo AllChina Index (MV1CHN) is a country index tracking the performance of the top 300 companies from China, Hong Kong, and Macau.

Key Features



All Time High/Low	52-Week High/Low
1,851.24/761.46	1,328.95/898.90

Universe

China, Hong Kong, and Macau companies included in the MarketVector™ Total Global Equity Index universe.

Diversification

Companies are weighted by free-float market capitalization.

Review

Quarterly.

Index Data

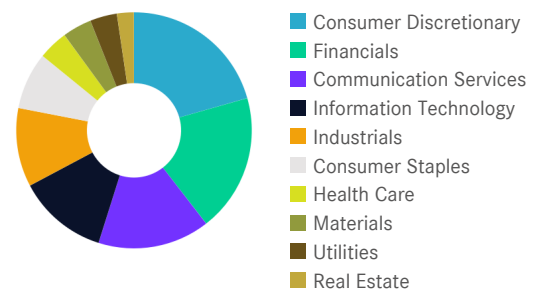
INDEX PARAMETERS				FUNDAMENTALS*		ANNUALISED PERFORMANCE*	
Launch Date	22 Aug 2025	Components	297	Price/Earnings Trailing	-	1 Month	9.88%
Type	Country	Volatility (250 days)	21.66	Price/Book	-	1 Year	47.84%
Currency	USD	Full MCap bn USD	9,017.81	Price/Sales	-	3 Years	7.54%
Base Date	31 Dec 2014	Float MCap bn USD	3,851.26	Price/Cash Flow	-	5 Years	-0.55%
Base Value	1,000.00	Correlation* (250 days)	0.00	Dividend Yield	-	Since Inception	2.69%

* -

* Total Return Net Index

Sector Weightings

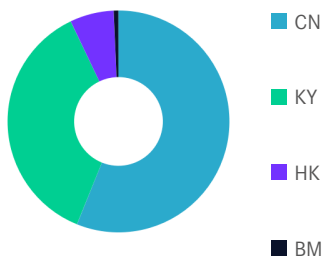
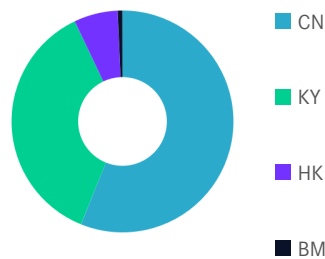
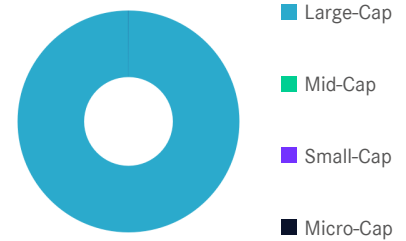
Sector	Count	Weight	Count*	Weight*	Difference
Consumer Discretionary	39	20.31%	39	20.31%	-0.00%
Financials	50	18.62%	50	18.62%	-0.00%
Communication Services	14	15.15%	14	15.15%	0.00%
Information Technology	44	12.20%	44	12.20%	0.00%
Industrials	50	10.63%	50	10.63%	0.00%
Consumer Staples	24	7.69%	24	7.69%	0.00%
Health Care	19	4.04%	19	4.04%	0.00%
Materials	22	3.96%	22	3.96%	0.00%
Utilities	18	3.65%	18	3.65%	0.00%
Real Estate	11	2.30%	11	2.30%	0.00%



* represent hypothetical values obtained excluding non-local components

MarketVector™ ZhongGuo AllChina Index

Country and Size Weightings

COUNTRY WEIGHTINGS EXCL. NON-LOCAL*

COUNTRY WEIGHTINGS INCL. NON-LOCAL*

SIZE WEIGHTINGS


Country	Count	Weight
China	218	56.12%
Cayman Islands	55	36.80%
Hong Kong	19	6.39%
Bermuda	5	0.69%

Country	Non-Local	Count	Weight
China	0	218	56.12%
Cayman Islands	0	55	36.80%
Hong Kong	0	19	6.39%
Bermuda	0	5	0.69%

Size	Count	Weight
Large-Cap (> 6 bn)	297	100.00%
Mid-Cap (1.5 bn - 6 bn)	0	0.00%
Small-Cap (0.2 bn - 1.5 bn)	0	0.00%
Micro-Cap (0.0 bn - 0.2 bn)	0	0.00%

*Companies incorporated outside of a certain region or country that generate at least 50.00% of their revenues (or, where applicable, have at least 50.00% of their assets) in that region or country.

Index Components

Top Components by Weight	Non-Local	Country	Weight	Best Performing Components	YTD	1 Day
TENCENT HOLDINGS LTD	-	KY	11.06%	YUNNAN ALUMINIUM CO LTD-A	59.45%	7.51%
ALIBABA GROUP HOLDING LTD	-	KY	7.09%	CAMBRICON TECHNOLOGIES CORPORATION	131.76%	7.30%
KWEICHOW MOUTAI CO LTD	-	CN	3.08%	GIGADEVICE SEMICONDUCTOR B-A	83.04%	7.23%
CONTEMPORARY AMPEREX TECHN-A	-	CN	2.56%	SENSETIME GROUP INC-CLASS B	51.39%	7.20%
XIAOMI CORP	-	KY	2.41%	DAWNING INFORMATION INDUST-A	39.44%	6.40%
PINDUODUO INC	-	KY	2.05%			
CHINA CONSTRUCTION BANK-H	-	CN	1.53%			
MEITUAN	-	KY	1.41%	Worst Performing Components	YTD	1 Day
HONG KONG EXCHANGES & CLEARING ORD	-	HK	1.35%	SHENZHEN TRANSSION HOLDING-A	-4.12%	-7.47%
AIA GROUP LTD	-	HK	1.34%	ZHONGJI INNOLIGHT CO LTD-A	251.60%	-4.05%
BANK OF CHINA LTD	-	CN	1.34%	JIANGSU HENGLI HYDRAULIC C-A	69.39%	-3.76%
JD.COM INC - CL A	-	KY	1.31%	SHANGHAI PUDONG DEVEL BANK-A	39.57%	-3.67%
Subtotal			36.51%	CHINA JUSHI CO LTD -A	42.92%	-3.16%

MarketVector™ ZhongGuo AllChina Index

Symbols

	Symbol	ISIN	WKN	Sedol	Bloomberg	Reuters	Telekurs
Price Return	MV1CHN	DE000A4APR77	A4APR7	BTY47W1	MV1CHN	.MV1CHN	147885196
Total Return Net	MV1CHNTR	DE000A4APR85	A4APR8	BTY47X2	MV1CHNTR	.MV1CHNTR	147885911
Total Return Gross	-	-	-	-	-	-	-

For further information visit www.marketvector.com

Nothing on this factsheet shall be considered a solicitation to buy or an offer to sell a security, or any other product or service, to any person in any jurisdiction where such offer, solicitation, purchase or sale would be unlawful under the laws of such jurisdiction. Neither MarketVector Indexes GmbH nor any of its licensors makes any warranties or representations, express or implied, to the user with respect to any of the data contained herein. The data is provided for informational purposes only, and the Company shall not be responsible or liable for the accuracy, usefulness or availability of any information transmitted or made available through it. The MarketVector™ family of indexes (MarketVector™, BlueStar®, MVIS®) is protected through various intellectual property rights and unfair competition and misappropriation laws. MVIS® is a registered trademark of Van Eck Associates Corporation that has been licensed to MarketVector Indexes GmbH. MarketVector™ and MarketVector Indexes™ are pending trademarks of Van Eck Associates Corporation. BlueStar®, BlueStar Indexes®, BIGI® and BIGITech® are trademarks of MarketVector Indexes GmbH. You require a licence to launch any product whose performance is linked to the value of a particular MarketVector™ Index and for all use of the MarketVector™ name or name of the MarketVector™ Index in the marketing of the product.