

The MarketVector™ Alternative Asset Managers Index (MVAALT) is a thematic index tracking the performance of US and Canadian companies involved in the alternative asset management industry.

Key Features



Index	3.391.95/930.68	3.391.95/2,301.01
--------------	-----------------	-------------------

Full MCap of at least 150 mln USD. Three month average-daily-trading volume of at least 1 mln USD at a review and also at the previous two reviews. At least 250,000 shares traded per month over the last six months at a review and also at the previous two reviews.

US and Canadian companies involved in the alternative asset management industry.

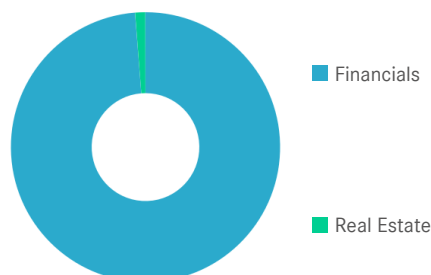
Company weightings are capped at 12%.

Semi-annually

Index Data

INDEX PARAMETERS				FUNDAMENTALS*		ANNUALISED PERFORMANCE*	
Launch Date	29 Apr 2025	Components	20	Price/Earnings Trailing	43.61	1 Month	21.98%
Type	Sector	Volatility (250 days)	30.44	Price/Book	2.96	1 Year	14.17%
Currency	USD	Full MCap bn USD	647.37	Price/Sales	3.52	3 Years	16.91%
Base Date	31 Dec 2015	Float MCap bn USD	427.09	Price/Cash Flow	18.49	5 Years	19.37%
Base Value	1,000.00	Correlation* (250 days)	0.00	Dividend Yield	2.24	Since Inception	22.41%
* -				* as of 30 Apr 2025		* Total Return Net Index	

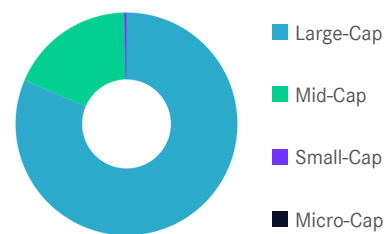
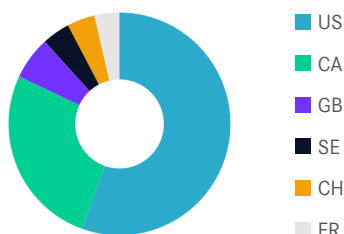
Sector Weightings

[illegible]

MarketVector™ Alternative Asset Managers Index

Country and Size Weightings

Country	Count	Weight
United States	12	55.52%
Canada	3	26.48%
United Kingdom	2	6.24%
Sweden	1	4.10%
Switzerland	1	4.03%
France	1	3.63%



Size	Count	Weight
Large-Cap (> 6 bn)	12	81.43%
Mid-Cap (1.5 bn - 6 bn)	7	18.22%
Small-Cap (0.2 bn - 1.5 bn)	1	0.35%
Micro-Cap (0.0 bn - 0.2 bn)	0	0.00%

Index Components

Top Components by Weight	Country	Weight	Best Performing Components	YTD	1 Day
BROOKFIELD CORP	CA	13.01%	TPG INC	-21.68%	5.40%
BLACKSTONE INC	US	11.41%	BRIDGEPOINT GROUP-REGS WI	-16.84%	3.31%
KKR & CO INC	US	10.28%	STEPSTONE GROUP INC	-4.01%	3.30%
BROOKFIELD ASSET MANAGEMENT LTD - CL	CA	9.27%	CARLYLE GROUP INC	-17.71%	3.28%
APOLLO GLOBAL MANAGEMENT INC	US	6.55%	APOLLO GLOBAL MANAGEMENT INC	-19.13%	2.98%
ARES MANAGEMENT CORP	US	5.09%			
HAMILTON LANE INC	US	4.90%			
INTERMEDIATE CAPITAL GROUP PLC	GB	4.48%			
CARLYLE GROUP INC	US	4.24%			
ONEX CORP	CA	4.21%			
EQT AB	SE	4.10%			
BLUE OWL CAPITAL INC	US	4.07%			
Subtotal		81.61%			

Worst Performing Components	YTD	1 Day
COMPASS DIVERSIFIED HOLDINGS	-70.86%	-62.03%
DIGITALBRIDGE GROUP INC	-23.14%	-0.80%
HANNON ARMSTRONG SUSTAINABLE INFRAST	-1.97%	0.50%
EQT AB	3.97%	0.87%
EURAZEO SE	0.51%	1.19%

Symbols

	Symbol	ISIN	WKN	Sedol	Bloomberg	Reuters	Telekurs
Price Return	MVAALT	DE000SL0QLH2	SL0QLH	BTZMJN9	MVAALT	.MVAALT	144326429
Total Return Net	MVAALTTR	DE000SL0QLJ8	SL0QLJ	BTZMJT5	MVAALTTR	.MVAALTTR	144326454
Total Return Gross	-	-	-	-	-	-	-

MarketVector™ Alternative Asset Managers Index

For further information visit www.marketvector.com

Nothing on this factsheet shall be considered a solicitation to buy or an offer to sell a security, or any other product or service, to any person in any jurisdiction where such offer, solicitation, purchase or sale would be unlawful under the laws of such jurisdiction. Neither MarketVector Indexes GmbH nor any of its licensors makes any warranties or representations, express or implied, to the user with respect to any of the data contained herein. The data is provided for informational purposes only, and the Company shall not be responsible or liable for the accuracy, usefulness or availability of any information transmitted or made available through it. The MarketVector™ family of indexes (MarketVector™, Bluestar®, MVIS®) is protected through various intellectual property rights and unfair competition and misappropriation laws. MVIS® is a registered trademark of Van Eck Associates Corporation that has been licensed to MarketVector Indexes GmbH. MarketVector™ and MarketVector Indexes™ are pending trademarks of Van Eck Associates Corporation. BlueStar®, BlueStar Indexes®, BIGI® and BIGITech® are trademarks of MarketVector Indexes GmbH. You require a licence to launch any product whose performance is linked to the value of a particular MarketVector™ Index and for all use of the MarketVector™ name or name of the MarketVector™ Index in the marketing of the product.