

MVIS® US Listed Biotech 25 Index

The MVIS® US Listed Biotech 25 Index (MVBBH) tracks the performance of the 25 largest and most liquid US exchange-listed companies in the biotech industry. This is a modified market cap-weighted index, and only includes companies that generate at least 50% of their revenue from biotech related products and services, such as research and development, production, or marketing and sales of drugs based on genetic analysis and diagnostic equipment.

Key Features



Index 5,167.78/312.69 4,254.51/3,352.51

Size and Liquidity Requirements

Full MCap of at least 150 mln USD. Three month average-daily-trading volume of at least 1 mln USD at a review and also at the previous two reviews. At least 250,000 shares traded per month over the last six months at a review and also at the previous two reviews.

Pure-Play

Companies have to generate at least 50% revenues from biotechnology.

Diversification

Company weightings are capped at 20%.

Review

Semi-annually in March and September with quarterly rebalances.

Index Data

INDEX PARAMETERS

Launch Date	12 Aug 2011	Components	26
Type	Sector	Volatility (250 days)	16.42
Currency	USD	Full MCap bn USD	889.05
Base Date	29 Sep 2000	Float MCap bn USD	613.36
Base Value	1,000.00	Correlation* (250 days)	0.85

* MSCI ACWI Biotechnology

FUNDAMENTALS*

Price/Earnings Trailing	495.79
Price/Book	4.24
Price/Sales	5.54
Price/Cash Flow	19.99
Dividend Yield	0.76

* as of 31 Jul 2024


ANNUALISED PERFORMANCE*

1 Month	0.10%
1 Year	8.70%
3 Years	-7.43%
5 Years	7.42%
7 Years	6.04%

* Total Return Net Index

Sector Weightings

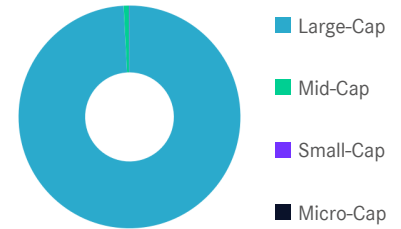
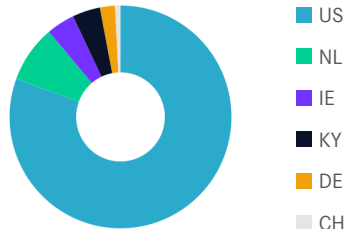
Sector	Count	Weight
Health Care	26	100.00%



MVIS® US Listed Biotech 25 Index

Country and Size Weightings

Country	Count	Weight
United States	20	80.56%
Netherlands	2	8.28%
Ireland	1	4.11%
Cayman Islands	1	4.08%
Germany	1	2.19%
Switzerland	1	0.77%



Size	Count	Weight
Large-Cap (> 6 bn)	24	99.15%
Mid-Cap (1.5 bn - 6 bn)	1	0.77%
Small-Cap (0.2 bn - 1.5 bn)	1	0.07%
Micro-Cap (0.0 bn - 0.2 bn)	0	0.00%

Index Components

Top Components by Weight	Country	Weight	Best Performing Components	YTD	1 Day
AMGEN INC	US	15.34%	REPLIGEN CORP	-18.20%	1.31%
VERTEX PHARMACEUTICALS INC	US	9.64%	QIAGEN NV	2.36%	0.00%
REGENERON PHARMACEUTICALS	US	8.63%	GILEAD SCIENCES INC	-0.66%	-0.06%
GILEAD SCIENCES INC	US	8.06%	VERTEX PHARMACEUTICALS INC	15.02%	-0.12%
ARGENX SE - ADR	NL	6.16%	BEIGENE LTD-ADR	6.08%	-0.14%
IQVIA HOLDINGS INC	US	5.40%			
ILLUMINA INC	US	4.16%			
ICON PLC	IE	4.11%			
BEIGENE LTD-ADR	KY	4.08%			
BIOGEN INC	US	3.79%			
ALNYLAM PHARMACEUTICALS INC	US	3.27%			
NATERA INC	US	2.65%			
Subtotal		75.30%			
			Worst Performing Components	YTD	1 Day
			GRAIL INC	-7.10%	-5.79%
			ILLUMINA INC	-8.08%	-4.14%
			NATERA INC	80.24%	-3.91%
			SAREPTA THERAPEUTICS INC	33.69%	-3.63%
			CYTOTKINETICS INC	-35.21%	-3.29%

Symbols

	Symbol	ISIN	WKN	Sedol	Bloomberg	Reuters	Telekurs
Price Return	MVBBH	DE000SLA0LB8	SLA0LB	B68L4M6	MVBBH	.MVBBH	13624411
Total Return Net	MVBBHTR	DE000SLA0LM5	SLA0LM	B4QZQM0	MVBBHTR	.MVBBHTR	13624412
Total Return Gross	MVBBHTRG	DE000SLA1CF6	SLA1CF	B8J7XY2	MVBBHTRG	.MVBBHTRG	20729403

MVIS® US Listed Biotech 25 Index

For further information visit www.marketvector.com

Nothing on this factsheet shall be considered a solicitation to buy or an offer to sell a security, or any other product or service, to any person in any jurisdiction where such offer, solicitation, purchase or sale would be unlawful under the laws of such jurisdiction. Neither MarketVector Indexes GmbH nor any of its licensors makes any warranties or representations, express or implied, to the user with respect to any of the data contained herein. The data is provided for informational purposes only, and the Company shall not be responsible or liable for the accuracy, usefulness or availability of any information transmitted or made available through it. The MarketVector™ family of indexes (MarketVector™, Bluestar®, MVIS®) is protected through various intellectual property rights and unfair competition and misappropriation laws. MVIS® is a registered trademark of Van Eck Associates Corporation that has been licensed to MarketVector Indexes GmbH. MarketVector™ and MarketVector Indexes™ are pending trademarks of Van Eck Associates Corporation. BlueStar®, BlueStar Indexes®, BIGI® and BIGITech® are trademarks of MarketVector Indexes GmbH. You require a licence to launch any product whose performance is linked to the value of a particular MarketVector™ Index and for all use of the MarketVector™ name or name of the MarketVector™ Index in the marketing of the product.