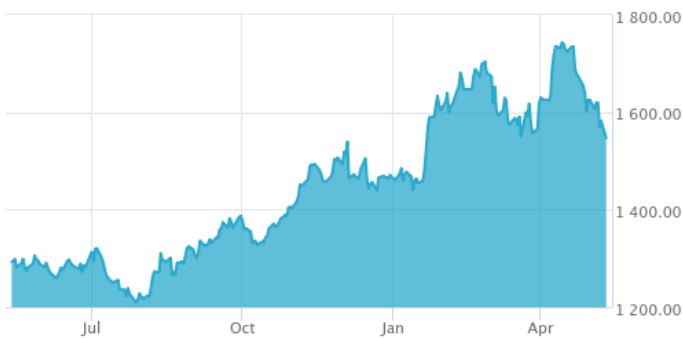


## MarketVector™ Brazil BESST Quality (BRL) Index

The MarketVector™ Brazil BESST Quality (BRL) Index is a country index tracking the performance of Brazilian companies operating in the Banking, Electric Utilities, Insurance, Telecommunication Services, or Water Utilities industries and meeting quality and dividend criteria.

### Key Features



All Time High/Low	52-Week High/Low
2,323.20/849.06	2,323.20/1,542.06

### Index Data

INDEX PARAMETERS		FUNDAMENTALS*		ANNUALISED PERFORMANCE*			
Launch Date	12 May 2025	Components	22	Price/Earnings Trailing	12.23	1 Month	-10.52%
Type	Country	Volatility (250 days)	19.06	Price/Book	1.78	1 Year	26.46%
Currency	BRL	Full MCap bn USD	1,588.14	Price/Sales	1.23	3 Years	23.25%
Base Date	31 Dec 2020	Float MCap bn USD	867.71	Price/Cash Flow	4.98	5 Years	16.81%
Base Value	1,000.00	Correlation* (250 days)	0.00	Dividend Yield	4.92	Since Inception	14.54%

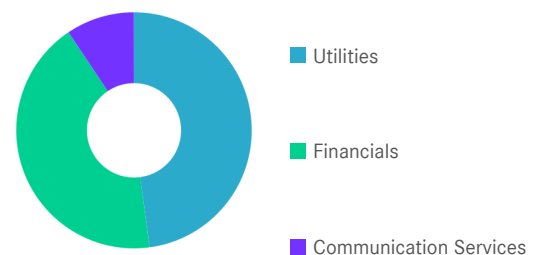
\* -

\* as of 30 Apr 2026

\* Total Return Net Index

### Sector Weightings

Sector	Count	Weight	Count*	Weight*	Difference
Utilities	12	47.89%	12	47.89%	0.00%
Financials	8	42.71%	8	42.71%	0.00%
Communication Services	2	9.40%	2	9.40%	0.00%



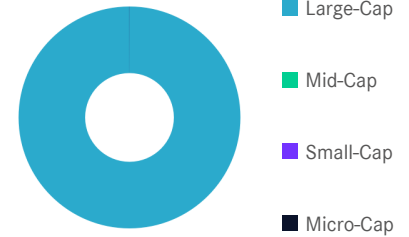
\* represent hypothetical values obtained excluding non-local components

## MarketVector™ Brazil BESST Quality (BRL) Index

### Country and Size Weightings

**COUNTRY WEIGHTINGS EXCL. NON-LOCAL\***

**COUNTRY WEIGHTINGS INCL. NON-LOCAL\***

**SIZE WEIGHTINGS**


Country	Count	Weight
Brazil	22	100.00%

Country	Non-Local	Count	Weight
Brazil	0	22	100.00%

Size	Count	Weight
Large-Cap (> 6 bn)	22	100.00%
Mid-Cap (1.5 bn - 6 bn)	0	0.00%
Small-Cap (0.2 bn - 1.5 bn)	0	0.00%
Micro-Cap (0.0 bn - 0.2 bn)	0	0.00%

\*Companies incorporated outside of a certain region or country that generate at least 50.00% of their revenues (or, where applicable, have at least 50.00% of their assets) in that region or country.

### Index Components

Top Components by Weight	Non-Local	Country	Weight	Best Performing Components	YTD	1 Day
CIA SANEAMENTO BASICO DE SP	-	BR	8.80%	TRANSMISSORA ALIANCA DE-UNIT	12.35%	1.05%
EQUATORIAL ENERGIA SA	-	BR	8.56%	CIA ENERGETICA MINAS GER-PRF	22.38%	0.23%
BANCO BTG PACTUAL SA-UNIT	-	BR	8.35%	ALUPAR INVESTIMENTO SA-UNIT	22.80%	0.03%
AXIA ENERGIA	-	BR	8.06%	BB SEGURIDADE PARTICIPACOES	14.29%	-0.66%
ITAU UNIBANCO HLDG (MULTIPL0) PFD	-	BR	7.85%	CIA TRANSMISSAO ENERGIA PAULISTA PFD	26.21%	-0.98%
BANCO BRADESCO SA ORD PFD	-	BR	7.75%			
BANCO DO BRASIL S.A.	-	BR	7.26%			
TELEFONICA BRASIL S.A.	-	BR	5.56%	<b>Worst Performing Components</b>	<b>YTD</b>	<b>1 Day</b>
CIA PARANAENSE ENER/COPEL ORD	-	BR	5.38%	TELEFONICA BRASIL S.A.	22.54%	-6.13%
BB SEGURIDADE PARTICIPACOES	-	BR	4.90%	CPFL ENERGIA SA	7.22%	-3.07%
TIM SA	-	BR	3.84%	BANCO BTG PACTUAL SA-UNIT	21.20%	-2.91%
ENERGISA SA-UNITS	-	BR	3.50%	AXIA ENERGIA	26.23%	-2.84%
<b>Subtotal</b>			79.81%	BANCO BRADESCO SA ORD PFD	13.18%	-2.72%

## MarketVector™ Brazil BESST Quality (BRL) Index

### Symbols

	Symbol	ISIN	WKN	Sedol	Bloomberg	Reuters	Telekurs
<b>Price Return</b>	MVBEST	DE000SL0QMF4	SL0QMF	BS6V8X1	MVBEST	.MVBEST	144955892
<b>Total Return Net</b>	MVBESTTR	DE000SL0QMG2	SL0QMG	BS6V8Y2	MVBESTTR	.MVBESTTR	144955900
<b>Total Return Gross</b>	MVBESTTG	DE000SL0QMHO	SL0QMH	BS6V905	MVBESTTG	.MVBESTTG	144955904

For further information visit [www.marketvector.com](http://www.marketvector.com)

Nothing on this factsheet shall be considered a solicitation to buy or an offer to sell a security, or any other product or service, to any person in any jurisdiction where such offer, solicitation, purchase or sale would be unlawful under the laws of such jurisdiction. Neither MarketVector Indexes GmbH nor any of its licensors makes any warranties or representations, express or implied, to the user with respect to any of the data contained herein. The data is provided for informational purposes only, and the Company shall not be responsible or liable for the accuracy, usefulness or availability of any information transmitted or made available through it. The MarketVector™ family of indexes (MarketVector™, Bluestar®, MVIS®) is protected through various intellectual property rights and unfair competition and misappropriation laws. MVIS® is a registered trademark of Van Eck Associates Corporation that has been licensed to MarketVector Indexes GmbH. MarketVector™ and MarketVector Indexes™ are pending trademarks of Van Eck Associates Corporation. BlueStar®, BlueStar Indexes®, BIGI® and BIGITech® are trademarks of MarketVector Indexes GmbH. You require a licence to launch any product whose performance is linked to the value of a particular MarketVector™ Index and for all use of the MarketVector™ name or name of the MarketVector™ Index in the marketing of the product.