

MarketVector™ Bioproduction Tech and Tools ESG Index

The MarketVector™ Bioproduction Tech and Tools ESG Index tracks the performance of the largest and most liquid global companies involved in the development of technologies, tools, materials, and processes related to the development or manufacture of biopharmaceuticals. This is a modified market cap-weighted index, and includes companies that generate at least 50% of their revenue from bioproduction and the following products and services related to the bioproduction industry: laboratory technologies, contract research, contract manufacturing, and clinical diagnostics. MVBOP covers at least 98% of the investable universe and adheres to ESG criteria.

Key Features

Size and Liquidity Requirements

Full MCap of at least 150 mln USD. Three month average-daily-trading volume of at least 1 mln USD at a review and also at the previous two reviews. At least 250,000 shares traded per month over the last six months at a review and also at the previous two reviews.

Universe

Companies have to generate at least 50% revenues from products and services related to the bioproduction industry.

Diversification

Company weights are capped at 5%.

Review

Quarterly.



Index 3,812.70/817.83 2,580.22/1,974.28

Index Data

INDEX PARAMETERS

Launch Date	22 May 2023	Components	50
Type	Sector	Volatility (250 days)	19.62
Currency	EUR	Full MCap bn USD	886.56
Base Date	31 Dec 2015	Float MCap bn USD	661.10
Base Value	1,000.00	Correlation* (250 days)	0.54

* MSCI ACWI Biotechnology

FUNDAMENTALS*

Price/Earnings Trailing	-65.18
Price/Book	3.43
Price/Sales	4.03
Price/Cash Flow	23.13
Dividend Yield	0.30

* as of 30 Sep 2024


ANNUALISED PERFORMANCE*

1 Month	-0.36%
1 Year	8.24%
3 Years	-11.97%
5 Years	5.41%
7 Years	10.46%

* Total Return Net Index

Sector Weightings

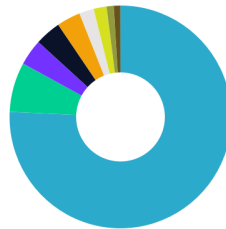
Sector	Count	Weight
Health Care	50	100.00%



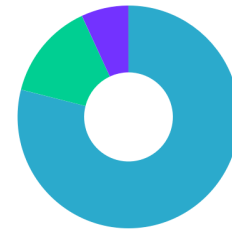
MarketVector™ Bioproduction Tech and Tools ESG Index

Country and Size Weightings

Country	Count	Weight
United States	36	75.74%
Switzerland	3	7.21%
Germany	3	3.79%
Ireland	1	3.79%
France	2	3.44%
Italy	2	2.14%
Netherlands	1	1.88%
United Kingdom	1	1.03%
Denmark	1	0.98%



- US
- CH
- DE
- IE
- FR
- IT
- NL
- GB
- DK



- Large-Cap
- Mid-Cap
- Small-Cap
- Micro-Cap

Size	Count	Weight
Large-Cap (> 6 bn)	28	78.95%
Mid-Cap (1.5 bn - 6 bn)	14	14.16%
Small-Cap (0.2 bn - 1.5 bn)	8	6.89%
Micro-Cap (0.0 bn - 0.2 bn)	0	0.00%

Index Components

Top Components by Weight	Country	Weight	Best Performing Components	YTD	1 Day
DANAHER CORP	US	5.09%	SARTORIUS STEDIM BIOTECH SA	-14.64%	17.12%
LONZA GROUP AG	CH	5.05%	SARTORIUS AG PREF	-21.53%	15.90%
IQVIA HOLDINGS INC	US	5.01%	CHEMOMETEC A/S	12.34%	10.51%
AGILENT TECHNOLOGIES INC	US	4.95%	BIO-RAD LABORATORIES INC	6.53%	4.30%
THERMO FISHER SCIENTIFIC INC	US	4.93%	CERTARA INC	-34.22%	3.12%
METTLER-TOLEDO INTL	US	3.82%			
ICON PLC	IE	3.79%			
ILLUMINA INC	US	3.55%			
WATERS CORP	US	3.02%			
LABCORP HOLDINGS INC	US	2.94%			
WEST PHARMACEUTICAL SERVICES INC	US	2.93%			
QUEST DIAGNOSTICS INC	US	2.64%			
Subtotal		47.72%			
			Worst Performing Components	YTD	1 Day
			CAREDX INC	104.00%	-6.49%
			10X GENOMICS INC	-73.45%	-5.59%
			GUARDANT HEALTH INC	-23.55%	-4.35%
			NATERA INC	95.32%	-3.49%
			METTLER-TOLEDO INTL	12.47%	-2.87%

Symbols

	Symbol	ISIN	WKN	Sedol	Bloomberg	Reuters	Telekurs
Price Return	MVBIOP	DE000SLOHER5	SLOHER	BLCW7X2	MVBIOP	.MVBIOP	126997722
Total Return Net	MVBIOPTR	DE000SLOHES3	SLOHES	BLCW7Y3	MVBIOPTR	.MVBIOPTR	126998299
Total Return Gross	-	-	-	-	-	-	-

MarketVector™ Bioproduction Tech and Tools ESG Index

For further information visit www.marketvector.com

Nothing on this factsheet shall be considered a solicitation to buy or an offer to sell a security, or any other product or service, to any person in any jurisdiction where such offer, solicitation, purchase or sale would be unlawful under the laws of such jurisdiction. Neither MarketVector Indexes GmbH nor any of its licensors makes any warranties or representations, express or implied, to the user with respect to any of the data contained herein. The data is provided for informational purposes only, and the Company shall not be responsible or liable for the accuracy, usefulness or availability of any information transmitted or made available through it. The MarketVector™ family of indexes (MarketVector™, Bluestar®, MVIS®) is protected through various intellectual property rights and unfair competition and misappropriation laws. MVIS® is a registered trademark of Van Eck Associates Corporation that has been licensed to MarketVector Indexes GmbH. MarketVector™ and MarketVector Indexes™ are pending trademarks of Van Eck Associates Corporation. BlueStar®, BlueStar Indexes®, BIGI® and BIGITech® are trademarks of MarketVector Indexes GmbH. You require a licence to launch any product whose performance is linked to the value of a particular MarketVector™ Index and for all use of the MarketVector™ name or name of the MarketVector™ Index in the marketing of the product.