

# MarketVector™ US Business Development Companies Liquid Index

The MarketVector™ US Business Development Companies Liquid Index (MVBIZD) tracks the performance of the largest and most liquid Business Development Companies that are listed and incorporated in the United States. This is a modified market cap-weighted index, and only includes companies that qualify as a Business Development Company, which means it must be organized under the laws of, and have its principal place of business in the U.S., be registered with the Securities Exchange Commission, and have elected to be regulated as a BDC under the Investment Company Act of 1940. MVBIZD covers at least 90% of the investable universe.

## Key Features

### Size and Liquidity Requirements

Full MCap of at least 150 mln USD. Three month average-daily-trading volume of at least 1 mln USD at a review and also at the previous two reviews. At least 250,000 shares traded per month over the last six months at a review and also at the previous two reviews.

### Pure-Play

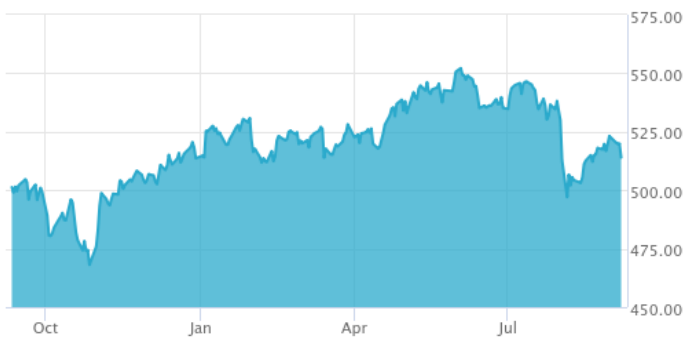
Includes only BDC companies.

### Diversification

Company weightings are capped at 20%.

### Review

Quarterly.



Index 1,034.11/174.85 552.19/468.09

## Index Data

INDEX PARAMETERS		FUNDAMENTALS*		ANNUALISED PERFORMANCE*			
Launch Date	04 Aug 2011	Components	25	Price/Earnings Trailing	8.65	1 Month	1.45%
Type	Sector	Volatility (250 days)	11.62	Price/Book	1.03	1 Year	4.35%
Currency	USD	Full MCap bn USD	61.21	Price/Sales	4.39	3 Years	-2.11%
Base Date	29 Jun 2007	Float MCap bn USD	57.71	Price/Cash Flow	9.77	5 Years	-0.44%
Base Value	1,000.00	Correlation* (250 days)	0.68	Dividend Yield	9.74	7 Years	-3.80%

\* MSCI ACWI Financials      \* as of 31 Jul 2024      \* Total Return Net Index

## Sector Weightings

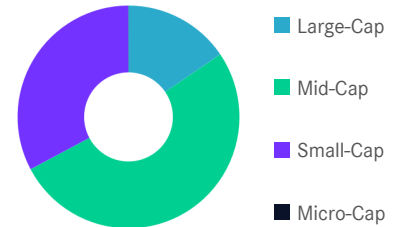

Sector	Count	Weight
Financials	25	100.00%



# MarketVector™ US Business Development Companies Liquid Index

## Country and Size Weightings

Country	Count	Weight
United States	25	100.00%



Size	Count	Weight
Large-Cap (> 6 bn)	1	15.52%
Mid-Cap (1.5 bn - 6 bn)	10	51.70%
Small-Cap (0.2 bn - 1.5 bn)	14	32.78%
Micro-Cap (0.0 bn - 0.2 bn)	0	0.00%

## Index Components

Top Components by Weight	Country	Weight	Best Performing Components	YTD	1 Day
ARES CAPITAL CORP	US	15.52%	PROSPECT CAPITAL CORP	-3.85%	0.96%
FS KKR CAPITAL CORP	US	6.90%	MIDCAP FINANCIAL INVESTMENT CORP	8.43%	-0.14%
BLUE OWL CREDIT ADVISORS	US	6.62%	MORGAN STANLEY DIRECT LENDING FUND	2.12%	-0.20%
BLACKSTONE SECURED LENDING FUND	US	6.09%	PENNANTPARK FLOATING RATE CA	1.58%	-0.26%
MAIN STREET CAPITAL CORP	US	5.19%	NEW MOUNTAIN FINANCE CORP	1.55%	-0.41%
HERCULES CAPITAL INC	US	4.89%			
GOLUB CAPITAL BDC INC	US	4.86%			
SIXTH STREET SPECIALTY LENDING	US	4.61%			
PROSPECT CAPITAL CORP	US	4.44%			
MORGAN STANLEY DIRECT LENDING FUND	US	4.11%			
GOLDMAN SACHS BDC INC	US	4.00%			
OAKTREE SPECIALTY LENDING CORP	US	3.70%			
<b>Subtotal</b>		70.92%			
			<b>Worst Performing Components</b>	<b>YTD</b>	<b>1 Day</b>
			BAIN CAPITAL SPECIALTY FINANCE	17.98%	-2.32%
			HERCULES CAPITAL INC	20.22%	-2.16%
			MAIN STREET CAPITAL CORP	19.21%	-1.78%
			OAKTREE SPECIALTY LENDING CORP	-13.83%	-1.71%
			GOLDMAN SACHS BDC INC	0.30%	-1.70%

## Symbols

	Symbol	ISIN	WKN	Sedol	Bloomberg	Reuters	Telekurs
Price Return	MVBIZD	DE000SLA0BP9	SLA0BP	B4PXXJ1	MVBIZD	.MVBIZD	13529313
Total Return Net	MVBIZDTR	DE000SLA0DC3	SLA0DC	B3WXP9	MVBIZDTR	.MVBIZDTR	13529314
Total Return Gross	MVBIZDTG	DE000SLA2BG4	SLA2BG	B9GVVW8	MVBIZDTG	.MVBIZDTG	20682113

## MarketVector™ US Business Development Companies Liquid Index

For further information visit [www.marketvector.com](http://www.marketvector.com)

Nothing on this factsheet shall be considered a solicitation to buy or an offer to sell a security, or any other product or service, to any person in any jurisdiction where such offer, solicitation, purchase or sale would be unlawful under the laws of such jurisdiction. Neither MarketVector Indexes GmbH nor any of its licensors makes any warranties or representations, express or implied, to the user with respect to any of the data contained herein. The data is provided for informational purposes only, and the Company shall not be responsible or liable for the accuracy, usefulness or availability of any information transmitted or made available through it. The MarketVector™ family of indexes (MarketVector™, Bluestar®, MVIS®) is protected through various intellectual property rights and unfair competition and misappropriation laws. MVIS® is a registered trademark of Van Eck Associates Corporation that has been licensed to MarketVector Indexes GmbH. MarketVector™ and MarketVector Indexes™ are pending trademarks of Van Eck Associates Corporation. BlueStar®, BlueStar Indexes®, BIGI® and BIGITech® are trademarks of MarketVector Indexes GmbH. You require a licence to launch any product whose performance is linked to the value of a particular MarketVector™ Index and for all use of the MarketVector™ name or name of the MarketVector™ Index in the marketing of the product.