

## MVIS® Global Gaming Index

The MVIS® Global Gaming Index (MVBJK) tracks the performance of the largest and most liquid companies in the global gaming industry. This is a modified market cap-weighted index, and only includes companies that generate at least 50% of their revenue from casino and casino hotels, sport betting (incl. Internet gambling and racetracks) and lottery services as well as gaming services, gaming technology, and gaming equipment. MVBJK covers at least 90% of the investable universe.

### Key Features

#### Size and Liquidity Requirements

Full MCap of at least 150 mln USD. Three month average-daily-trading volume of at least 1 mln USD at a review and also at the previous two reviews. At least 250,000 shares traded per month over the last six months at a review and also at the previous two reviews.

#### Pure-Play

Companies have to generate at least 50% revenues from gaming.

#### Diversification

Company weightings are capped at 8%.

#### Review

Quarterly.



Index 1,573.45/307.96 1,258.19/1,033.56

### Index Data

#### INDEX PARAMETERS

Launch Date	08 May 2012	Components	32
Type	Sector	Volatility (250 days)	16.22
Currency	USD	Full MCap bn USD	351.93
Base Date	29 Dec 2006	Float MCap bn USD	211.09
Base Value	1,000.00	Correlation* (250 days)	0.96

\* DJ US Gambling TSM

#### FUNDAMENTALS\*

Price/Earnings Trailing	45.60
Price/Book	2.78
Price/Sales	2.19
Price/Cash Flow	10.19
Dividend Yield	2.21

\* as of 30 Sep 2024

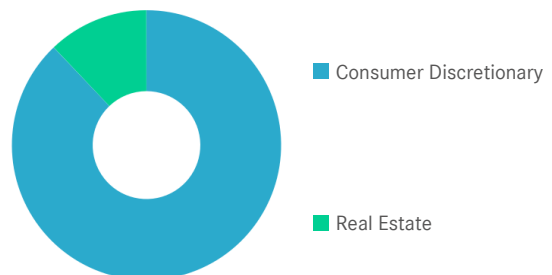
#### ANNUALISED PERFORMANCE\*

1 Month	2.49%
1 Year	12.53%
3 Years	-4.33%
5 Years	3.12%
7 Years	1.10%

\* Total Return Net Index

### Sector Weightings

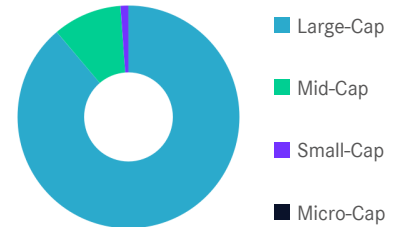
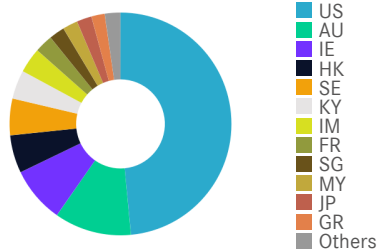
Sector	Count	Weight
Consumer Discretionary	30	87.90%
Real Estate	2	12.10%



## MVIS® Global Gaming Index

### Country and Size Weightings

Country	Count	Weight
United States	11	48.51%
Australia	4	11.22%
Ireland	1	8.13%
Hong Kong	2	5.50%
Sweden	1	5.33%
Cayman Islands	2	4.17%
Isle of Man	2	3.65%
France	1	2.64%
Singapore	1	2.25%
Malaysia	2	2.20%
Japan	2	2.18%
Greece	1	1.95%
Others	2	2.28%



Size	Count	Weight
Large-Cap (> 6 bn)	20	88.80%
Mid-Cap (1.5 bn - 6 bn)	9	10.05%
Small-Cap (0.2 bn - 1.5 bn)	3	1.14%
Micro-Cap (0.0 bn - 0.2 bn)	0	0.00%

### Index Components

Top Components by Weight	Country	Weight	Best Performing Components	YTD	1 Day
FLUTTER ENTERTAINMENT PLC	IE	8.13%	STAR ENTERTAINMENT GRP LTD/THE	-44.70%	14.29%
VICI PROPERTIES INC	US	7.45%	ENTAIN PLC	-22.91%	2.75%
ARISTOCRAT LEISURE LTD	AU	7.31%	ELDORADO RESORTS INC	-2.84%	2.04%
LAS VEGAS SANDS CORP	US	6.77%	FLUTTER ENTERTAINMENT PLC	30.08%	1.95%
DRAFTKINGS INC	US	6.07%	MGM RESORTS INTERNATIONAL	-9.18%	1.70%
EVOLUTION AB	SE	5.33%			
GALAXY ENTERTAINMENT GP.	HK	4.92%			
MGM RESORTS INTERNATIONAL	US	4.76%			
GAMING AND LEISURE PROPERTIES INC	US	4.65%			
WYNN RESORTS LTD	US	4.60%			
ELDORADO RESORTS INC	US	4.17%			
CHURCHILL DOWNS INC	US	3.99%			
<b>Subtotal</b>		68.13%			
			<b>Worst Performing Components</b>	<b>YTD</b>	<b>1 Day</b>
			MELCO RESORTS & ENTERTAINMENT LTD	-20.63%	-6.13%
			GENTING MALAYSIA BHD	-4.31%	-2.49%
			WYNN RESORTS LTD	8.44%	-2.24%
			SANDS CHINA LTD	-21.33%	-2.24%
			GENTING BERHAD	-4.84%	-1.82%

### Symbols

	Symbol	ISIN	WKN	Sedol	Bloomberg	Reuters	Telekurs
<b>Price Return</b>	MVBJK	DE000SLA6MA5	SLA6MA	B6TJ849	MVBJK	.MVBJK	18578332
<b>Total Return Net</b>	MVBJKTR	DE000SLA6MB3	SLA6MB	B7RNCM6	MVBJKTR	.MVBJKTR	18578689
<b>Total Return Gross</b>	-	-	-	-	-	-	-

## MVIS® Global Gaming Index

---

For further information visit [www.marketvector.com](http://www.marketvector.com)

Nothing on this factsheet shall be considered a solicitation to buy or an offer to sell a security, or any other product or service, to any person in any jurisdiction where such offer, solicitation, purchase or sale would be unlawful under the laws of such jurisdiction. Neither MarketVector Indexes GmbH nor any of its licensors makes any warranties or representations, express or implied, to the user with respect to any of the data contained herein. The data is provided for informational purposes only, and the Company shall not be responsible or liable for the accuracy, usefulness or availability of any information transmitted or made available through it. The MarketVector™ family of indexes (MarketVector™, Bluestar®, MVIS®) is protected through various intellectual property rights and unfair competition and misappropriation laws. MVIS® is a registered trademark of Van Eck Associates Corporation that has been licensed to MarketVector Indexes GmbH. MarketVector™ and MarketVector Indexes™ are pending trademarks of Van Eck Associates Corporation. BlueStar®, BlueStar Indexes®, BIGI® and BIGITech® are trademarks of MarketVector Indexes GmbH. You require a licence to launch any product whose performance is linked to the value of a particular MarketVector™ Index and for all use of the MarketVector™ name or name of the MarketVector™ Index in the marketing of the product.