

MVIS[®] Moody's Analytics US Investment Grade Corporate Bond Index

The MVIS[®] Moody's Analytics US Investment Grade Corporate Bond Index (MVCI) is designed to track the performance of U.S. dollar-denominated investment grade corporate bonds issued in the U.S. domestic market by U.S. and non-U.S. issuers that exhibit a low risk of being downgraded to non-investment grade and offer an excess spread over its fair value based on proprietary credit risk metrics developed by Moody's Analytics.

Key Features



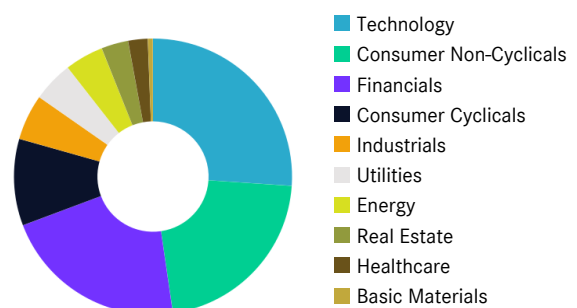
	All Time High/Low	52-Week High/Low
Index	289.67/90.42	289.67/268.53

Index Data

INDEX PARAMETERS		DESCRIPTIVES		PERFORMANCE	
Launch Date	19 Nov 2020	Average Yield to Maturity	5.18	1 Day	-0.18%
Type	Bond	Average Modified Duration	6.53	MTD	0.08%
Currency	USD	Average Years to Maturity	10.17	3MTD	0.63%
Base Date/Base Value	31 Mar 2007 / 1,000.00	Average Coupon	4.43	YTD	0.36%
Components	537	Yield to Worst	5.16	<i>Absolute</i>	<i>Annualised</i>
Market Value bn USD	0.00	Current Yield	4.72	1 Year	6.11%
				3 Years	5.50%
				5 Years	1.24%
				Since Inception	5.65%

Sector Weightings

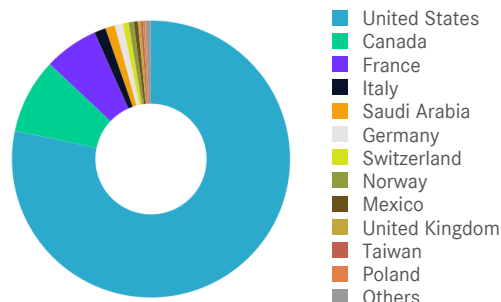
Sector	Count	Weight
Technology	142	26.06%
Consumer Non-Cyclicals	115	21.59%
Financials	106	21.53%
Consumer Cyclicals	56	10.15%
Industrials	30	5.33%
Utilities	34	4.73%
Energy	20	4.49%
Real Estate	18	3.14%
Healthcare	11	2.27%
Basic Materials	3	0.59%



MVIS® Moody's Analytics US Investment Grade Corporate Bond Index

Country Weightings

Country	Count	Weight
United States	433	78.27%
Canada	46	8.75%
France	27	6.31%
Italy	6	1.36%
Saudi Arabia	3	1.12%
Germany	2	0.91%
Switzerland	4	0.68%
Norway	3	0.61%
Mexico	3	0.47%
United Kingdom	2	0.31%
Taiwan	2	0.28%
Poland	1	0.28%
Others	5	0.62%



Index Components

Top Components by Weight	Coupon	Maturity	Country	Weight	Credit Rating	Count	Weight
Deutsche Telekom International Finan	8.75%	15 Jun 2030	DE	0.74%	High Yield	-	-
AT&T Inc	3.80%	01 Dec 2057	US	0.74%	Investment Grade	536	99.95%
Microsoft Corp.	2.92%	17 Mar 2052	US	0.72%	Not rated	1	0.05%
Verizon Communications Inc.	2.36%	15 Mar 2032	US	0.69%			
Meta Platforms Inc	4.88%	15 Nov 2035	US	0.68%			
Microsoft Corp.	2.52%	01 Jun 2050	US	0.68%			
Alphabet Inc.	4.80%	15 Feb 2036	US	0.66%			
Verizon Communications Inc.	2.55%	21 Mar 2031	US	0.57%			
Citigroup Inc.	6.02%	24 Jan 2035	US	0.56%			
Verizon Communications Inc.	4.02%	03 Dec 2029	US	0.55%			
Alphabet Inc.	4.70%	15 Nov 2035	US	0.55%			
Saudi Arabian Oil Company	3.50%	16 Apr 2029	SA	0.52%			
Subtotal				7.66%			

Maturity Breakdown	Count	Weight
0 - 3 Years	114	21.05%
3 - 5 Years	105	20.80%
5 - 7 Years	70	13.47%
7 - 10 Years	75	15.31%
10 - 15 Years	32	4.68%
15 - 20 Years	28	5.01%
20+ Years	113	19.68%


Symbols

	Symbol	ISIN	WKN	Sedol	Bloomberg	Reuters	Telekurs
-	-	-	-	-	-	-	-
-	-	-	-	-	-	-	-
Total Return Gross	MVCI	DE000A2QJHW0	A2QJHW	BMFKGL1	MVCI	.MVISMVCI	58474569

MVIS® Moody's Analytics US Investment Grade Corporate Bond Index

Currency Weightings

Country	Count	Weight
USD	537	100.00%



For further information visit www.marketvector.com

Nothing on this factsheet shall be considered a solicitation to buy or an offer to sell a security, or any other product or service, to any person in any jurisdiction where such offer, solicitation, purchase or sale would be unlawful under the laws of such jurisdiction. Neither MarketVector Indexes GmbH nor any of its licensors makes any warranties or representations, express or implied, to the user with respect to any of the data contained herein. The data is provided for informational purposes only, and the Company shall not be responsible or liable for the accuracy, usefulness or availability of any information transmitted or made available through it. The MarketVector™ family of indexes (MarketVector™, BlueStar®, MVIS®) is protected through various intellectual property rights and unfair competition and misappropriation laws. MVIS® is a registered trademark of Van Eck Associates Corporation that has been licensed to MarketVector Indexes GmbH. MarketVector™ and MarketVector Indexes™ are pending trademarks of Van Eck Associates Corporation. BlueStar®, BlueStar Indexes®, BIGI® and BIGITech® are trademarks of MarketVector Indexes GmbH. You require a licence to launch any product whose performance is linked to the value of a particular MarketVector™ Index and for all use of the MarketVector™ name or name of the MarketVector™ Index in the marketing of the product.