

MarketVector™ - Defiance US Listed AI and Power Infrastructure Index

The MarketVector™ - Defiance US Listed AI and Power Infrastructure Index (MVDAIPO) is a thematic index tracking the performance of companies contributing to critical electrical grid and AI (artificial intelligence) infrastructure through nuclear and other decentralized energy technologies, electric equipment and related engineering and construction services, electrical utilities, data center operations, and AI related computing hardware.

Key Features



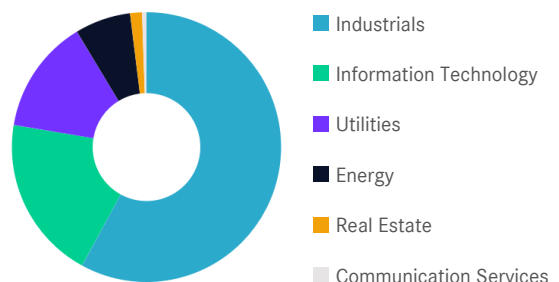
Index 9,974.56/898.49 9,974.56/4,435.85

Index Data

INDEX PARAMETERS		FUNDAMENTALS*		ANNUALISED PERFORMANCE*			
Launch Date	06 Feb 2026	Components	75	Price/Earnings Trailing	-63.56	1 Month	23.65%
Type	Sector	Volatility (250 days)	31.27	Price/Book	5.27	1 Year	124.86%
Currency	USD	Full MCap bn USD	9,677.17	Price/Sales	4.23	3 Years	61.91%
Base Date	31 Dec 2018	Float MCap bn USD	7,525.69	Price/Cash Flow	22.66	5 Years	33.17%
Base Value	1,000.00	Correlation* (250 days)	0.00	Dividend Yield	0.58	Since Inception	36.83%
		* -		* as of 31 Mar 2026		* Total Return Net Index	

Sector Weightings

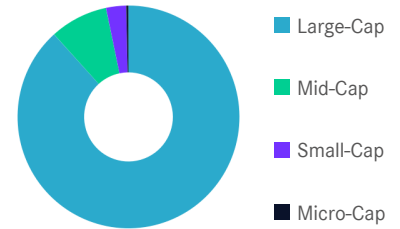
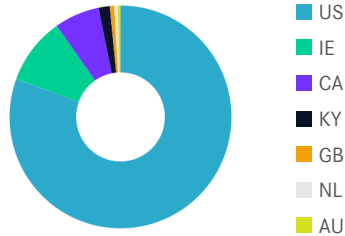
Sector	Count	Weight
Industrials	28	57.96%
Information Technology	25	19.67%
Utilities	13	13.72%
Energy	5	6.71%
Real Estate	3	1.43%
Communication Services	1	0.51%



MarketVector™ - Defiance US Listed AI and Power Infrastructure Index

Country and Size Weightings

Country	Count	Weight
United States	60	80.52%
Ireland	2	9.72%
Canada	5	6.56%
Cayman Islands	5	1.65%
United Kingdom	1	0.64%
Netherlands	1	0.51%
Australia	1	0.38%



Size	Count	Weight
Large-Cap (> 6 bn)	49	88.29%
Mid-Cap (1.5 bn - 6 bn)	18	8.46%
Small-Cap (0.2 bn - 1.5 bn)	7	2.93%
Micro-Cap (0.0 bn - 0.2 bn)	1	0.33%

Index Components

Top Components by Weight	Country	Weight	Best Performing Components	YTD	1 Day
GE VERNOVA LLC	US	8.71%	FUELCELL ENERGY INC	86.59%	37.22%
EATON CORPORATION PLC	IE	8.02%	BLOOM ENERGY CORP	231.42%	27.21%
VERTIV HOLDINGS CO	US	7.73%	GENERAC HOLDINGS INC	85.47%	16.49%
QUANTA SERVICES INC	US	7.69%	ASTERA LABS INC	18.33%	7.39%
BLOOM ENERGY CORP	US	5.29%	ADVANCED MICRO DEVICES	57.41%	4.30%
CAMECO CORP	CA	4.23%			
BROADCOM INC	US	4.12%			
NVIDIA CORP	US	3.91%			
CONSTELLATION ENERGY CORPORATION	US	3.51%			
MASTEC INC	US	2.31%			
HUBBELL INC -CL B	US	2.18%			
ADVANCED MICRO DEVICES	US	1.97%			
Subtotal		59.68%			
			Worst Performing Components	YTD	1 Day
			EOS ENERGY ENTERPRISES INC	-44.68%	-6.90%
			CENTRUS ENERGY CORP-CLASS A	-20.92%	-6.62%
			OKLO INC	-9.45%	-5.95%
			KEEL INFRASTRUCTURE CORP	15.73%	-5.48%
			NANO NUCLEAR ENERGY ORD	-6.62%	-5.44%

Symbols

	Symbol	ISIN	WKN	Sedol	Bloomberg	Reuters	Telekurs
Price Return	MVDAIPO	DE000SL0TLB9	SL0TLB	BNK9LL5	MVDAIPO	.MVDAIPO	153256850
Total Return Net	MVDAIPON	DE000SL0TLC7	SL0TLC	BNK9LN7	MVDAIPON	.MVDAIPON	153258861
Total Return Gross	-	-	-	-	-	-	-

MarketVector™ - Defiance US Listed AI and Power Infrastructure Index

For further information visit www.marketvector.com

Nothing on this factsheet shall be considered a solicitation to buy or an offer to sell a security, or any other product or service, to any person in any jurisdiction where such offer, solicitation, purchase or sale would be unlawful under the laws of such jurisdiction. Neither MarketVector Indexes GmbH nor any of its licensors makes any warranties or representations, express or implied, to the user with respect to any of the data contained herein. The data is provided for informational purposes only, and the Company shall not be responsible or liable for the accuracy, usefulness or availability of any information transmitted or made available through it. The MarketVector™ family of indexes (MarketVector™, Bluestar®, MVIS®) is protected through various intellectual property rights and unfair competition and misappropriation laws. MVIS® is a registered trademark of Van Eck Associates Corporation that has been licensed to MarketVector Indexes GmbH. MarketVector™ and MarketVector Indexes™ are pending trademarks of Van Eck Associates Corporation. BlueStar®, BlueStar Indexes®, BIGI® and BIGITech® are trademarks of MarketVector Indexes GmbH. You require a licence to launch any product whose performance is linked to the value of a particular MarketVector™ Index and for all use of the MarketVector™ name or name of the MarketVector™ Index in the marketing of the product.