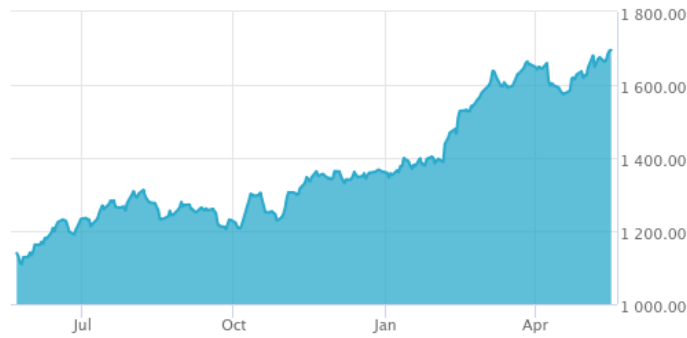


# MarketVector™ Global Defense Industry Index

The MarketVector™ Global Defense Industry Index tracks the performance of companies that are involved in serving national defense industries.

## Key Features



Index 1,695.18/862.73 1,695.18/1,109.14

### Size and Liquidity Requirements

Full MCap of at least 1bn USD. Three month average-daily-trading volume of at least 1 mln USD at a review and also at the previous two reviews. At least 250,000 shares traded per month over the last six months at a review and also at the previous two reviews.

### Pure-Play

Companies must derive 50% of revenues from the military or defense industries.

### Diversification

Company weightings are capped at 8%.

### Review

Quarterly

## Index Data

### INDEX PARAMETERS

Launch Date	31 Jan 2023
Type	Sector
Currency	USD
Base Date	31 Dec 2020
Base Value	1,000.00

Components	28
Volatility (250 days)	14.50
Full MCap bn USD	388.85
Float MCap bn USD	255.52
Correlation* (250 days)	0.72

\* MSCI AC World/Aerospace & Defense

### FUNDAMENTALS\*

Price/Earnings Trailing	36.96
Price/Book	4.09
Price/Sales	1.69
Price/Cash Flow	18.89
Dividend Yield	0.95

\* as of 30 Apr 2024

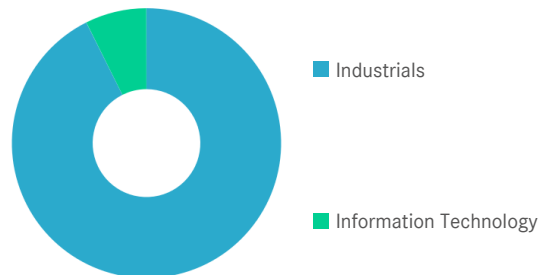
### ANNUALISED PERFORMANCE\*

1 Month	7.47%
1 Year	51.60%
3 Years	18.25%
5 Years	-
7 Years	16.93%

\* Total Return Net Index

## Sector Weightings

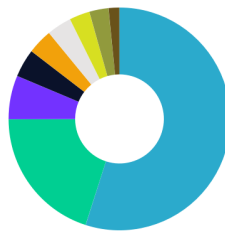
Sector	Count	Weight
Industrials	26	92.62%
Information Technology	2	7.38%



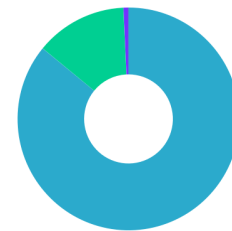
# MarketVector™ Global Defense Industry Index

## Country and Size Weightings

Country	Count	Weight
United States	15	54.96%
France	3	20.01%
Italy	1	6.34%
South Korea	2	4.12%
Sweden	1	3.62%
United Kingdom	3	3.60%
Singapore	1	2.97%
Israel	1	2.81%
Germany	1	1.58%



- US
- FR
- IT
- KR
- SE
- GB
- SG
- IL
- DE



- Large-Cap
- Mid-Cap
- Small-Cap
- Micro-Cap

Size	Count	Weight
Large-Cap (> 6 bn)	18	85.93%
Mid-Cap (1.5 bn - 6 bn)	9	13.35%
Small-Cap (0.2 bn - 1.5 bn)	1	0.73%
Micro-Cap (0.0 bn - 0.2 bn)	0	0.00%

## Index Components

Top Components by Weight	Country	Weight	Best Performing Components	YTD	1 Day
LEIDOS HOLDINGS INC	US	8.84%	KRATOS DEFENSE & SECURITY SOLUTIONS	3.65%	2.14%
THALES SA	FR	8.74%	OSI SYSTEMS INC	7.92%	1.35%
SAFRAN SA	FR	8.08%	MERCURY SYSTEMS INC	-13.45%	1.34%
BOOZ ALLEN HAMILTON HOLDING CORP	US	7.90%	LEIDOS HOLDINGS INC	37.76%	0.75%
PALANTIR TECHNOLOGIES INC	US	6.42%	SAAB AB CLASS B	49.10%	0.64%
LEONARDO SPA	IT	6.34%			
CURTISS-WRIGHT CORP	US	5.26%			
CACI INTERNATIONAL INC -CL A	US	4.00%	<b>Worst Performing Components</b>	<b>YTD</b>	<b>1 Day</b>
HUNTINGTON INGALLS INDUSTRIES	US	3.63%	HANWHA AEROSPACE CO LTD	58.80%	-3.96%
SAAB AB CLASS B	SE	3.62%	KOREA AEROSPACE INDUSTRIES LTD ORD	3.23%	-1.82%
KBR INC	US	3.62%	DASSAULT AVIATION SA	15.05%	-0.89%
BWX TECHNOLOGIES INC	US	3.39%	KBR INC	18.76%	-0.33%
<b>Subtotal</b>		69.84%	BWX TECHNOLOGIES INC	15.80%	-0.26%

## Symbols

	Symbol	ISIN	WKN	Sedol	Bloomberg	Reuters	Telekurs
<b>Price Index</b>	MVDEF	DE000SLOG367	SLOG36	BPVCFG0	MVDEF	.MVDEF	124280424
<b>Total Return Net</b>	MVDEFTR	DE000SLOG375	SLOG37	BPVCFQ0	MVDEFTR	.MVDEFTR	124280428
<b>Total Return Gross</b>	-	-	-	-	-	-	-

## MarketVector™ Global Defense Industry Index

---

For further information visit [www.marketvector.com](http://www.marketvector.com)

Nothing on this factsheet shall be considered a solicitation to buy or an offer to sell a security, or any other product or service, to any person in any jurisdiction where such offer, solicitation, purchase or sale would be unlawful under the laws of such jurisdiction. Neither MarketVector Indexes GmbH nor any of its licensors makes any warranties or representations, express or implied, to the user with respect to any of the data contained herein. The data is provided for informational purposes only, and the Company shall not be responsible or liable for the accuracy, usefulness or availability of any information transmitted or made available through it. The MarketVector™ family of indexes (MarketVector™, BlueStar®, MVIS®) is protected through various intellectual property rights and unfair competition and misappropriation laws. MVIS® is a registered trademark of Van Eck Associates Corporation that has been licensed to MarketVector Indexes GmbH. MarketVector™ and MarketVector Indexes™ are pending trademarks of Van Eck Associates Corporation. BlueStar®, BlueStar Indexes®, BIGI® and BIGITech® are trademarks of MarketVector Indexes GmbH. You require a licence to launch any product whose performance is linked to the value of a particular MarketVector™ Index and for all use of the MarketVector™ name or name of the MarketVector™ Index in the marketing of the product.