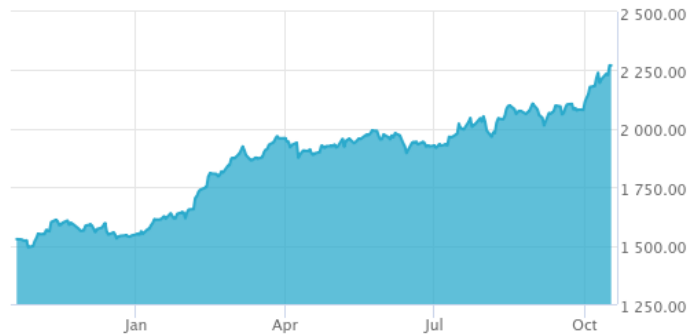


## MarketVector™ Global Defence Industry (AUD) Index

The MarketVector™ Global Defence Industry (AUD) Index (MVDEFA) tracks the performance of companies that are involved in serving national defence industries.

### Key Features



Index 2,270.72/931.36 2,270.72/1,493.40

#### Size and Liquidity Requirements

Full MCap of at least 1bn USD. Three month average-daily-trading volume of at least 1 mln USD at a review and also at the previous two reviews. At least 250,000 shares traded per month over the last six months at a review and also at the previous two reviews.

#### Pure-Play

Companies must derive 50% of revenues from the military or defence industries.

#### Diversification

Company weightings are capped at 8%.

#### Review

Quarterly

### Index Data

#### INDEX PARAMETERS

<b>Launch Date</b>	05 Aug 2024	<b>Components</b>	28
<b>Type</b>	Sector	<b>Volatility</b> (250 days)	14.31
<b>Currency</b>	AUD	<b>Full MCap</b> bn USD	540.86
<b>Base Date</b>	31 Dec 2020	<b>Float MCap</b> bn USD	359.11
<b>Base Value</b>	1,000.00	<b>Correlation*</b> (250 days)	0.00

\* -

#### FUNDAMENTALS\*

<b>Price/Earnings Trailing</b>	31.42
<b>Price/Book</b>	4.14
<b>Price/Sales</b>	1.76
<b>Price/Cash Flow</b>	19.35
<b>Dividend Yield</b>	0.93

\* as of 30 Sep 2024

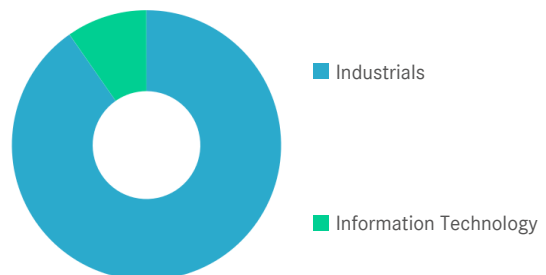
#### ANNUALISED PERFORMANCE\*

<b>1 Month</b>	10.14%
<b>1 Year</b>	43.52%
<b>3 Years</b>	29.04%
<b>5 Years</b>	-
<b>7 Years</b>	24.13%

\* Total Return Net Index

### Sector Weightings

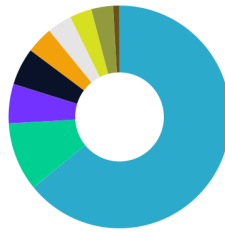
Sector	Count	Weight
Industrials	26	90.30%
Information Technology	2	9.70%



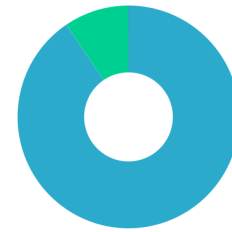
# MarketVector™ Global Defence Industry (AUD) Index

## Country and Size Weightings

Country	Count	Weight
United States	16	64.10%
France	2	9.96%
Italy	1	5.71%
South Korea	2	5.43%
United Kingdom	3	3.90%
Sweden	1	3.60%
Singapore	1	3.20%
Israel	1	3.16%
Germany	1	0.93%



- US
- FR
- IT
- KR
- GB
- SE
- SG
- IL
- DE



- Large-Cap
- Mid-Cap
- Small-Cap
- Micro-Cap

Size	Count	Weight
Large-Cap (> 6 bn)	20	90.55%
Mid-Cap (1.5 bn - 6 bn)	8	9.45%
Small-Cap (0.2 bn - 1.5 bn)	0	0.00%
Micro-Cap (0.0 bn - 0.2 bn)	0	0.00%

## Index Components

Top Components by Weight	Country	Weight	Best Performing Components	YTD	1 Day
PALANTIR TECHNOLOGIES INC	US	8.74%	CHEMRING GROUP PLC	13.55%	4.56%
LEIDOS HOLDINGS INC	US	8.01%	KOREA AEROSPACE INDUSTRIES LTD ORD	0.52%	3.06%
BOOZ ALLEN HAMILTON HOLDING CORP	US	7.81%	HANWHA AEROSPACE CO LTD	171.45%	2.32%
THALES SA	FR	7.53%	QINETIQ GROUP PLC	58.09%	1.82%
CURTISS-WRIGHT CORP	US	6.64%	HENSOLDT AG	20.86%	1.78%
LEONARDO SPA	IT	5.71%			
BWX TECHNOLOGIES INC	US	5.46%			
CACI INTERNATIONAL INC -CL A	US	4.87%			
HANWHA AEROSPACE CO LTD	KR	4.14%			
HUNTINGTON INGALLS INDUSTRIES	US	3.93%			
KBR INC	US	3.64%			
SAAB AB CLASS B	SE	3.60%			
<b>Subtotal</b>		70.08%			
			Worst Performing Components	YTD	1 Day
			MERCURY SYSTEMS INC	-5.96%	-3.43%
			AEROVIRONMENT INC	71.08%	-2.09%
			KRATOS DEFENSE & SECURITY SOLUTIONS	24.30%	-2.02%
			MOOG INC-CLASS A	36.08%	-1.16%
			BOOZ ALLEN HAMILTON HOLDING CORP	28.99%	-0.51%

## Symbols

	Symbol	ISIN	WKN	Sedol	Bloomberg	Reuters	Telekurs
<b>Price Return</b>	MVDEFA	DE000SL0MXQ7	SL0MXQ	BRJK1Q2	MVDEFA	.MVDEFA	137181176
<b>Total Return Net</b>	MVDEFATR	DE000SL0MXR5	SL0MXR	BRJK1R3	MVDEFATR	.MVDEFATR	137181182
<b>Total Return Gross</b>	-	-	-	-	-	-	-

## MarketVector™ Global Defence Industry (AUD) Index

---

For further information visit [www.marketvector.com](http://www.marketvector.com)

Nothing on this factsheet shall be considered a solicitation to buy or an offer to sell a security, or any other product or service, to any person in any jurisdiction where such offer, solicitation, purchase or sale would be unlawful under the laws of such jurisdiction. Neither MarketVector Indexes GmbH nor any of its licensors makes any warranties or representations, express or implied, to the user with respect to any of the data contained herein. The data is provided for informational purposes only, and the Company shall not be responsible or liable for the accuracy, usefulness or availability of any information transmitted or made available through it. The MarketVector™ family of indexes (MarketVector™, Bluestar®, MVIS®) is protected through various intellectual property rights and unfair competition and misappropriation laws. MVIS® is a registered trademark of Van Eck Associates Corporation that has been licensed to MarketVector Indexes GmbH. MarketVector™ and MarketVector Indexes™ are pending trademarks of Van Eck Associates Corporation. BlueStar®, BlueStar Indexes®, BIGI® and BIGITech® are trademarks of MarketVector Indexes GmbH. You require a licence to launch any product whose performance is linked to the value of a particular MarketVector™ Index and for all use of the MarketVector™ name or name of the MarketVector™ Index in the marketing of the product.