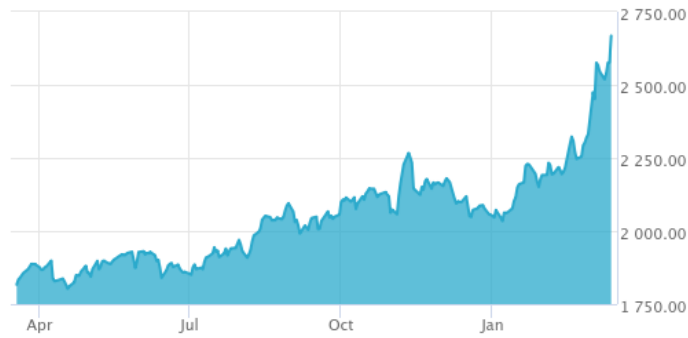


# MarketVector™ Global Defense Index

The MarketVector™ Global Defense Index is a thematic index tracking the performance of companies that are involved in serving national defense industries.

## Key Features



Index 2,667.93/978.93 2,667.93/1,802.20

### Size and Liquidity Requirements

Full MCap of at least 1 bn USD. Three month average-daily-trading volume of at least 1 mln USD at a review and also at the previous two reviews. At least 250,000 shares traded per month over the last six months at a review and also at the previous two reviews.

### Pure-Play

Companies must derive at least 50% of revenues from the military or defense industries.

### Diversification

Company weightings are capped at 8%.

### Review

Quarterly

## Index Data

### INDEX PARAMETERS

Launch Date	29 Nov 2024	Components	28
Type	Sector	Volatility (250 days)	17.69
Currency	USD	Full MCap bn USD	1,047.15
Base Date	31 Dec 2020	Float MCap bn USD	732.37
Base Value	1,000.00	Correlation* (250 days)	0.00

\* -

### FUNDAMENTALS\*

Price/Earnings Trailing	26.59
Price/Book	3.80
Price/Sales	1.85
Price/Cash Flow	17.71
Dividend Yield	1.34

\* as of 28 Feb 2025

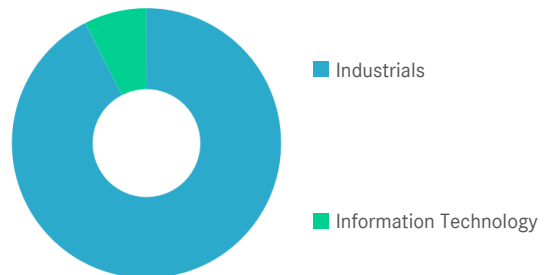
### ANNUALISED PERFORMANCE\*

1 Month	20.42%
1 Year	48.04%
3 Years	28.12%
5 Years	-
Since Inception	26.32%

\* Total Return Net Index

## Sector Weightings

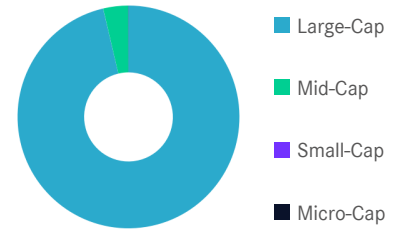
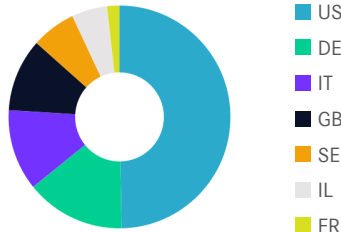
Sector	Count	Weight
Industrials	27	92.48%
Information Technology	1	7.52%



## MarketVector™ Global Defense Index

### Country and Size Weightings

Country	Count	Weight
United States	19	49.70%
Germany	1	14.50%
Italy	1	11.78%
United Kingdom	3	10.59%
Sweden	1	6.45%
Israel	1	5.20%
France	2	1.78%



Size	Count	Weight
Large-Cap (> 6 bn)	21	96.33%
Mid-Cap (1.5 bn - 6 bn)	7	3.67%
Small-Cap (0.2 bn - 1.5 bn)	0	0.00%
Micro-Cap (0.0 bn - 0.2 bn)	0	0.00%

### Index Components

Top Components by Weight	Country	Weight	Best Performing Components	YTD	1 Day
RHEINMETALL AG	DE	14.50%	PALANTIR TECHNOLOGIES INC	14.03%	8.31%
LEONARDO SPA	IT	11.78%	LEONARDO SPA	91.13%	7.27%
BAE SYSTEMS PLC	GB	8.87%	SAAB AB CLASS B	86.53%	7.19%
PALANTIR TECHNOLOGIES INC	US	7.52%	RHEINMETALL AG	133.88%	6.43%
RTX CORPORATION	US	7.03%	DASSAULT AVIATION SA	63.89%	5.84%
SAAB AB CLASS B	SE	6.45%			
NORTHROP GRUMMAN CORP	US	6.45%			
LOCKHEED MARTIN CORP	US	5.85%	<b>Worst Performing Components</b>	<b>YTD</b>	<b>1 Day</b>
L3HARRIS TECHNOLOGIES INC	US	5.83%	NORTHROP GRUMMAN CORP	3.78%	-1.15%
ELBIT SYSTEMS LTD	IL	5.20%	LOCKHEED MARTIN CORP	-3.37%	-0.38%
BWX TECHNOLOGIES INC	US	4.08%	L3HARRIS TECHNOLOGIES INC	0.92%	-0.06%
CACI INTERNATIONAL INC -CL A	US	3.56%	SCIENCE APPLICATIONS INTERNATIONAL C	-6.28%	0.16%
<b>Subtotal</b>		87.11%	AMENTUM HOLDINGS INC	-14.88%	0.17%

### Symbols

	Symbol	ISIN	WKN	Sedol	Bloomberg	Reuters	Telekurs
<b>Price Return</b>	MVDFND	DE000SLONP42	SLONP4	BTHXJC9	MVDFND	.MVDFND	140179863
<b>Total Return Net</b>	MVDFNDTR	DE000SLONP59	SLONP5	BTHXJD0	MVDFNDTR	.MVDFNDTR	140179842
<b>Total Return Gross</b>	-	-	-	-	-	-	-

## MarketVector™ Global Defense Index

---

For further information visit [www.marketvector.com](http://www.marketvector.com)

Nothing on this factsheet shall be considered a solicitation to buy or an offer to sell a security, or any other product or service, to any person in any jurisdiction where such offer, solicitation, purchase or sale would be unlawful under the laws of such jurisdiction. Neither MarketVector Indexes GmbH nor any of its licensors makes any warranties or representations, express or implied, to the user with respect to any of the data contained herein. The data is provided for informational purposes only, and the Company shall not be responsible or liable for the accuracy, usefulness or availability of any information transmitted or made available through it. The MarketVector™ family of indexes (MarketVector™, Bluestar®, MVIS®) is protected through various intellectual property rights and unfair competition and misappropriation laws. MVIS® is a registered trademark of Van Eck Associates Corporation that has been licensed to MarketVector Indexes GmbH. MarketVector™ and MarketVector Indexes™ are pending trademarks of Van Eck Associates Corporation. BlueStar®, BlueStar Indexes®, BIGI® and BIGITech® are trademarks of MarketVector Indexes GmbH. You require a licence to launch any product whose performance is linked to the value of a particular MarketVector™ Index and for all use of the MarketVector™ name or name of the MarketVector™ Index in the marketing of the product.