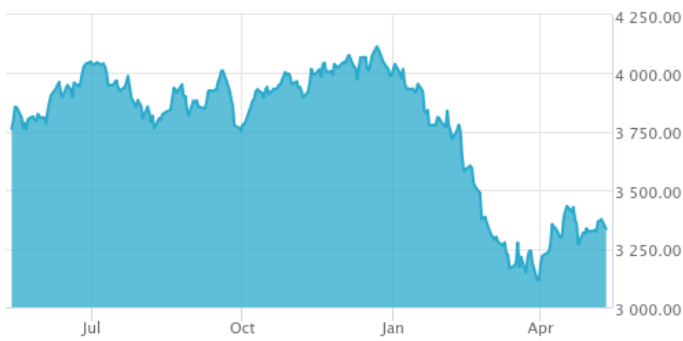


MarketVector™ Digital India (INR) Index

The MarketVector™ Digital India (INR) Index (MVDINR) tracks the performance of the largest and most liquid digital companies in India. The index is a modified market cap-weighted index and includes pure-play exposure to Indian companies operating in the fields of technology, telecommunications, and internet applications. MVDINR covers at least 95% of the investable universe and is calculated in Indian Rupees.

Key Features



Index 4,807.25/861.52 4,620.16/3,504.40

Index Data

| INDEX PARAMETERS | | FUNDAMENTALS* | | ANNUALISED PERFORMANCE* | | | |
|------------------|-------------|-------------------------|-----------|-------------------------|-------|-----------------|--------|
| Launch Date | 12 Mar 2025 | Components | 50 | Price/Earnings Trailing | 37.44 | 1 Month | -0.01% |
| Type | Sector | Volatility (250 days) | 16.14 | Price/Book | 4.08 | 1 Year | -6.88% |
| Currency | INR | Full MCap bn USD | 69,620.95 | Price/Sales | 2.88 | 3 Years | 12.99% |
| Base Date | 31 Dec 2015 | Float MCap bn USD | 30,986.63 | Price/Cash Flow | 17.41 | 5 Years | 10.81% |
| Base Value | 1,000.00 | Correlation* (250 days) | 0.00 | Dividend Yield | 1.56 | Since Inception | 13.62% |

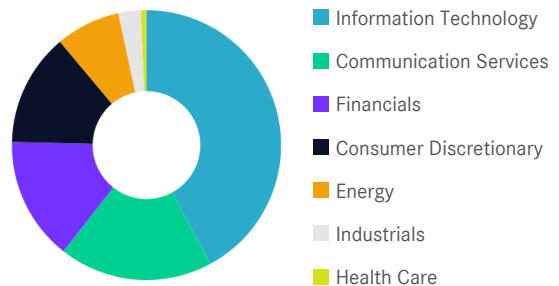
* -

* as of 30 Apr 2026

* Total Return Net Index

Sector Weightings

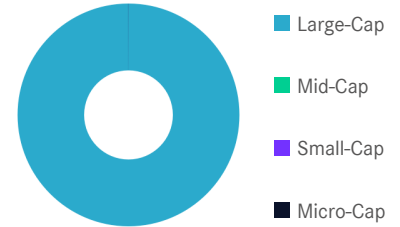

| Sector | Count | Weight |
|------------------------|-------|--------|
| Information Technology | 24 | 42.15% |
| Communication Services | 8 | 18.42% |
| Financials | 7 | 14.80% |
| Consumer Discretionary | 5 | 13.53% |
| Energy | 1 | 7.75% |
| Industrials | 4 | 2.70% |
| Health Care | 1 | 0.65% |



MarketVector™ Digital India (INR) Index

Country and Size Weightings

| Country | Count | Weight |
|-----------|-------|--------|
| India | 49 | 98.68% |
| Mauritius | 1 | 1.32% |



| Size | Count | Weight |
|-----------------------------|-------|---------|
| Large-Cap (> 6 bn) | 50 | 100.00% |
| Mid-Cap (1.5 bn - 6 bn) | 0 | 0.00% |
| Small-Cap (0.2 bn - 1.5 bn) | 0 | 0.00% |
| Micro-Cap (0.0 bn - 0.2 bn) | 0 | 0.00% |

Index Components

| Top Components by Weight | Country | Weight | Best Performing Components | YTD | 1 Day |
|--------------------------------|---------|--------|------------------------------------|---------|--------|
| RELIANCE INDUSTRIES LTD ORD | IN | 7.75% | AFFLE INDIA LTD | -14.16% | 7.75% |
| BHARTI AIRTEL LTD | IN | 7.56% | VODAFONE IDEA LTD | 6.83% | 7.41% |
| INFOSYS (INFOSYS TECH) LTD ORD | IN | 6.26% | HFCL LTD | 106.28% | 4.08% |
| TATA CONSULTANCY SVCS LTD | IN | 6.12% | HEXAWARE TECHNOLOGIES ORD | -36.90% | 2.44% |
| ETERNAL LTD | IN | 5.86% | INVENTURUS KNOWLEDGE SOLUTIONS ORD | -1.26% | 1.73% |
| HCL TECHNOLOGIES LTD | IN | 5.15% | | | |
| TECH MAHINDRA LTD | IN | 4.67% | | | |
| JIO FINANCIAL SERVICES LTD | IN | 4.26% | | | |
| PB FINTECH LTD | IN | 4.01% | | | |
| WIPRO LTD | IN | 3.38% | | | |
| ONE 97 COMMUNICATIONS LTD | IN | 3.34% | | | |
| SWIGGY LTD | IN | 3.22% | | | |
| Subtotal | | 61.58% | | | |
| | | | Worst Performing Components | YTD | 1 Day |
| | | | TEJAS NETWORKS LTD | -0.80% | -8.89% |
| | | | SWIGGY LTD | -35.61% | -6.91% |
| | | | INTELLECT DESIGN ARENA LTD | -26.22% | -6.66% |
| | | | FIRSTSOURCE SOLUTIONS LTD | -24.93% | -5.53% |
| | | | BHARTI AIRTEL LTD | -21.26% | -5.02% |

Symbols

| | Symbol | ISIN | WKN | Sedol | Bloomberg | Reuters | Telekurs |
|--------------------|----------|--------------|--------|---------|-----------|-----------|-----------|
| Price Return | MVDINR | DE000SLOP6G0 | SLOP6G | BTLMH84 | MVDINR | .MVDINR | 143012256 |
| Total Return Net | MVDINRTR | DE000SLOP6H8 | SLOP6H | BTLMH95 | MVDINRTR | .MVDINRTR | 143012262 |
| Total Return Gross | - | - | - | - | - | - | - |

MarketVector™ Digital India (INR) Index

For further information visit www.marketvector.com

Nothing on this factsheet shall be considered a solicitation to buy or an offer to sell a security, or any other product or service, to any person in any jurisdiction where such offer, solicitation, purchase or sale would be unlawful under the laws of such jurisdiction. Neither MarketVector Indexes GmbH nor any of its licensors makes any warranties or representations, express or implied, to the user with respect to any of the data contained herein. The data is provided for informational purposes only, and the Company shall not be responsible or liable for the accuracy, usefulness or availability of any information transmitted or made available through it. The MarketVector™ family of indexes (MarketVector™, Bluestar®, MVIS®) is protected through various intellectual property rights and unfair competition and misappropriation laws. MVIS® is a registered trademark of Van Eck Associates Corporation that has been licensed to MarketVector Indexes GmbH. MarketVector™ and MarketVector Indexes™ are pending trademarks of Van Eck Associates Corporation. BlueStar®, BlueStar Indexes®, BIGI® and BIGITech® are trademarks of MarketVector Indexes GmbH. You require a licence to launch any product whose performance is linked to the value of a particular MarketVector™ Index and for all use of the MarketVector™ name or name of the MarketVector™ Index in the marketing of the product.