

MVIS[®] North America Energy Infrastructure Index

The MVIS[®] North American Energy Infrastructure Index (MVEINC) tracks the performance of the largest and most liquid companies in the energy infrastructure industry located in North America. This is a modified market cap-weighted index, and only includes companies that generate at least 50% of their revenue from energy infrastructure related activities, such as storage facilities, and the storing and gathering of natural gas, natural gas liquids, crude oil, or refined products. The index also includes midstream companies, including MLPs that are involved in oil and gas pipelines. MVEINC covers at least 90% of the investable universe.

Key Features

Size and Liquidity Requirements

Full MCap of at least 150 mln USD. Three month average-daily-trading volume of at least 1 mln USD at a review and also at the previous two reviews. At least 250,000 shares traded per month over the last six months at a review and also at the previous two reviews.

Pure-Play

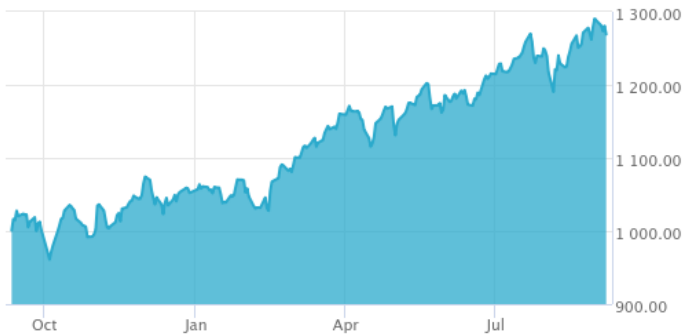
Companies have to generate at least 50% revenues from energy infrastructure.

Diversification

Company weightings are capped at 8%.

Review

Semi-annually in March and September with quarterly rebalances.



Index 1,395.06/333.15 1,290.44/961.18


Index Data

INDEX PARAMETERS		FUNDAMENTALS*		ANNUALISED PERFORMANCE*			
Launch Date	16 Oct 2019	Components	28	Price/Earnings Trailing	16.26	1 Month	3.92%
Type	Hard Asset	Volatility (250 days)	13.51	Price/Book	2.72	1 Year	27.48%
Currency	USD	Full MCap bn USD	626.23	Price/Sales	0.95	3 Years	14.37%
Base Date	31 Dec 2013	Float MCap bn USD	456.86	Price/Cash Flow	6.66	5 Years	7.76%
Base Value	1,000.00	Correlation* (250 days)	0.94	Dividend Yield	5.35	7 Years	2.26%

* S&P Composite 1500 Oil&Gas Storage&Transportation * as of 31 Jul 2024 * Total Return Net Index

Sector Weightings

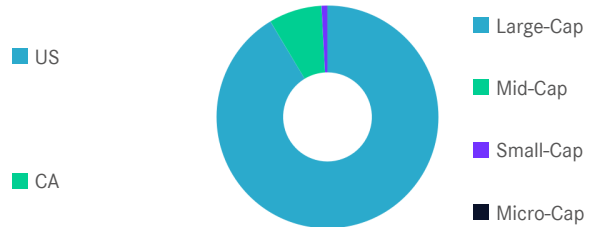
Sector	Count	Weight
Energy	28	100.00%



MVIS® North America Energy Infrastructure Index

Country and Size Weightings

Country	Count	Weight
United States	22	73.91%
Canada	6	26.09%



Size	Count	Weight
Large-Cap (> 6 bn)	18	91.40%
Mid-Cap (1.5 bn - 6 bn)	7	7.74%
Small-Cap (0.2 bn - 1.5 bn)	3	0.86%
Micro-Cap (0.0 bn - 0.2 bn)	0	0.00%

Index Components

Top Components by Weight	Country	Weight	Best Performing Components	YTD	1 Day
ENBRIDGE INC	CA	8.75%	NGL ENERGY PARTNERS LP	-24.78%	1.21%
WILLIAMS COS INC	US	8.23%	KEYERA CORP	27.03%	0.33%
ONEOK INC	US	7.67%	ENBRIDGE INC	18.25%	0.16%
KINDER MORGAN INC	US	6.67%	TC ENERGY CORP	23.60%	0.06%
CHENIERE ENERGY INC	US	6.60%	PEMBINA PIPELINE CORP	20.57%	-0.10%
TC ENERGY CORP	CA	6.34%			
TARGA RESOURCES CORP	US	5.83%			
PEMBINA PIPELINE CORP	CA	4.71%			
MPLX LP	US	4.50%			
ENERGY TRANSFER LP	US	4.46%			
ENTERPRISE PRODUCTS PARTNERS	US	4.42%			
KEYERA CORP	CA	4.32%			
Subtotal		72.49%			
			Worst Performing Components	YTD	1 Day
			MATTR CORP	-6.82%	-2.80%
			DT MIDSTREAM INC	40.35%	-2.21%
			ANTERO MIDSTREAM CORP	19.88%	-2.06%
			TARGA RESOURCES CORP	71.94%	-2.02%
			GENESIS ENERGY LP	15.24%	-1.90%

Symbols

	Symbol	ISIN	WKN	Sedol	Bloomberg	Reuters	Telekurs
Price Return	MVEINC	DE000SLA9PZ9	SLA9PZ	BKTF2J8	MVEINC	.MVEINC	50163996
Total Return Net	MVEINCTR	DE000SLA9P07	SLA9P0	BKTF2K9	MVEINCTR	.MVEINCTR	50164001
Total Return Gross	MVEINCTG	DE000SLA9P15	SLA9P1	BKTF2L0	MVEINCTG	.MVEINCTG	50164002

MVIS® North America Energy Infrastructure Index

For further information visit www.marketvector.com

Nothing on this factsheet shall be considered a solicitation to buy or an offer to sell a security, or any other product or service, to any person in any jurisdiction where such offer, solicitation, purchase or sale would be unlawful under the laws of such jurisdiction. Neither MarketVector Indexes GmbH nor any of its licensors makes any warranties or representations, express or implied, to the user with respect to any of the data contained herein. The data is provided for informational purposes only, and the Company shall not be responsible or liable for the accuracy, usefulness or availability of any information transmitted or made available through it. The MarketVector™ family of indexes (MarketVector™, Bluestar®, MVIS®) is protected through various intellectual property rights and unfair competition and misappropriation laws. MVIS® is a registered trademark of Van Eck Associates Corporation that has been licensed to MarketVector Indexes GmbH. MarketVector™ and MarketVector Indexes™ are pending trademarks of Van Eck Associates Corporation. BlueStar®, BlueStar Indexes®, BIGI® and BIGITech® are trademarks of MarketVector Indexes GmbH. You require a licence to launch any product whose performance is linked to the value of a particular MarketVector™ Index and for all use of the MarketVector™ name or name of the MarketVector™ Index in the marketing of the product.