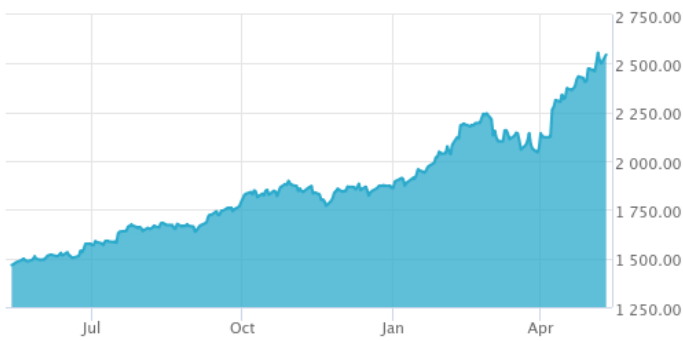


# MarketVector™ Electrification Index

The MarketVector™ Electrification Index (MVELEC) is a thematic index tracking the performance of ESG screened companies engaged in the electrification value chain.

## Key Features



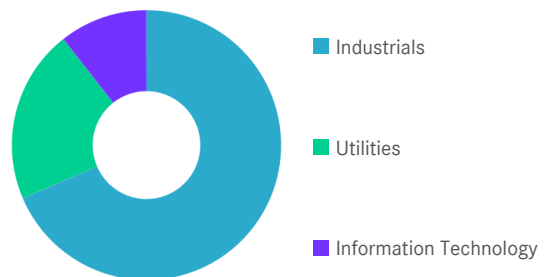
Index 2,808.64/956.37 2,808.64/1,577.83

## Index Data

INDEX PARAMETERS		FUNDAMENTALS*		ANNUALISED PERFORMANCE*			
Launch Date	18 Feb 2026	Components	25	Price/Earnings Trailing	27.06	1 Month	10.24%
Type	Sector	Volatility (250 days)	17.12	Price/Book	3.70	1 Year	80.09%
Currency	USD	Full MCap bn USD	2,369.83	Price/Sales	3.12	3 Years	32.20%
Base Date	31 Dec 2020	Float MCap bn USD	1,781.31	Price/Cash Flow	15.72	5 Years	19.98%
Base Value	1,000.00	Correlation* (250 days)	0.00	Dividend Yield	1.80	Since Inception	21.19%
		* -		* as of 30 Apr 2026		* Total Return Net Index	

## Sector Weightings

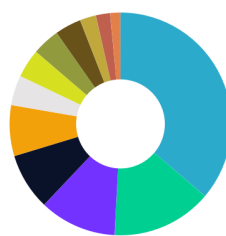
Sector	Count	Weight
Industrials	14	68.54%
Utilities	9	20.85%
Information Technology	2	10.61%




## MarketVector™ Electrification Index

### Country and Size Weightings

Country	Count	Weight
United States	12	36.22%
Germany	2	14.65%
France	2	11.22%
Taiwan	1	8.26%
Switzerland	1	7.38%
China	1	4.35%
United Kingdom	1	4.14%
Ireland	1	4.02%
Italy	1	3.83%
South Korea	1	2.35%
Canada	1	2.09%
Brazil	1	1.49%



- US
- DE
- FR
- TW
- CH
- CN
- GB
- IE
- IT
- KR
- CA
- BR



- Large-Cap
- Mid-Cap
- Small-Cap
- Micro-Cap

Size	Count	Weight
Large-Cap (> 6 bn)	25	100.00%
Mid-Cap (1.5 bn - 6 bn)	0	0.00%
Small-Cap (0.2 bn - 1.5 bn)	0	0.00%
Micro-Cap (0.0 bn - 0.2 bn)	0	0.00%

### Index Components

Top Components by Weight	Country	Weight	Best Performing Components	YTD	1 Day
DELTA ELECTRONICS INC	TW	8.26%	VERTIV HOLDINGS CO	127.15%	8.22%
SIEMENS AG	DE	8.15%	QUANTA SERVICES INC	85.22%	4.88%
SCHNEIDER ELECTRIC SE	FR	7.43%	CUMMINS INC	38.12%	3.40%
ABB LTD-REG	CH	7.38%	PRYSMIAN SPA	83.55%	3.23%
SIEMENS ENERGY AG	DE	6.50%	EDISON INTERNATIONAL	20.80%	2.36%
VERTIV HOLDINGS CO	US	6.41%			
QUANTA SERVICES INC	US	5.26%			
CUMMINS INC	US	4.83%			
CONTEMPORARY AMPEREX TECHN-A	CN	4.35%			
NATIONAL GRID PLC	GB	4.14%			
JOHNSON CONTROLS INTERNATIONAL PLC	IE	4.02%			
PRYSMIAN SPA	IT	3.83%			
<b>Subtotal</b>		70.58%			
			<b>Worst Performing Components</b>	<b>YTD</b>	<b>1 Day</b>
			WEG SA	2.07%	-3.01%
			HUBBELL INC -CL B	10.68%	-0.49%
			LEGRAND SA	23.00%	-0.25%
			AMETEK INC	13.26%	-0.10%
			CONSOLIDATED EDISON INC	7.79%	-0.09%

### Symbols

	Symbol	ISIN	WKN	Sedol	Bloomberg	Reuters	Telekurs
<b>Price Return</b>	MVELEC	DE000SLOS9K3	SLOS9K	BTJYKB6	MVELEC	.MVELEC	153642867
<b>Total Return Net</b>	MVELECTR	DE000SLOS9L1	SLOS9L	BTJYKL6	MVELECTR	.MVELECTR	153642941
<b>Total Return Gross</b>	-	-	-	-	-	-	-

## MarketVector™ Electrification Index

---

For further information visit [www.marketvector.com](http://www.marketvector.com)

Nothing on this factsheet shall be considered a solicitation to buy or an offer to sell a security, or any other product or service, to any person in any jurisdiction where such offer, solicitation, purchase or sale would be unlawful under the laws of such jurisdiction. Neither MarketVector Indexes GmbH nor any of its licensors makes any warranties or representations, express or implied, to the user with respect to any of the data contained herein. The data is provided for informational purposes only, and the Company shall not be responsible or liable for the accuracy, usefulness or availability of any information transmitted or made available through it. The MarketVector™ family of indexes (MarketVector™, Bluestar®, MVIS®) is protected through various intellectual property rights and unfair competition and misappropriation laws. MVIS® is a registered trademark of Van Eck Associates Corporation that has been licensed to MarketVector Indexes GmbH. MarketVector™ and MarketVector Indexes™ are pending trademarks of Van Eck Associates Corporation. BlueStar®, BlueStar Indexes®, BIGI® and BIGITech® are trademarks of MarketVector Indexes GmbH. You require a licence to launch any product whose performance is linked to the value of a particular MarketVector™ Index and for all use of the MarketVector™ name or name of the MarketVector™ Index in the marketing of the product.