

MarketVector™ Global Video Gaming & eSports Screened Index

The MarketVector™ Global Video Gaming & eSports Screened Index (MVESPG) provides targeted exposure to the global video gaming and eSports segment taking ESG factors into consideration.

Key Features



Index 1,878.40/575.79 1,878.40/1,374.43

Index Data

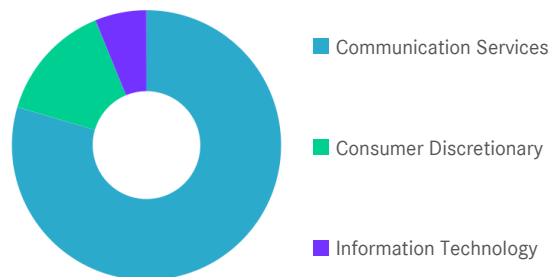
INDEX PARAMETERS		FUNDAMENTALS*		ANNUALISED PERFORMANCE*			
Launch Date	22 Jul 2022	Components	25	Price/Earnings Trailing	35.28	1 Month	-1.12%
Type	Sector	Volatility (250 days)	15.74	Price/Book	2.97	1 Year	-5.81%
Currency	USD	Full MCap bn USD	944.43	Price/Sales	4.01	3 Years	22.51%
Base Date	31 Dec 2021	Float MCap bn USD	622.68	Price/Cash Flow	19.85	5 Years	-
Base Value	1,000.00	Correlation* (250 days)	0.85	Dividend Yield	1.27	Since Inception	8.28%

* BlueStar Global Online Gambling, Video Gaming and eSports Index * as of 30 Apr 2026

* Total Return Net Index

Sector Weightings

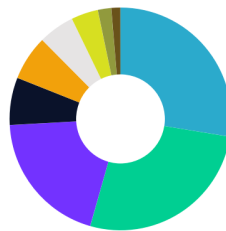
Sector	Count	Weight
Communication Services	20	79.55%
Consumer Discretionary	3	14.25%
Information Technology	2	6.20%



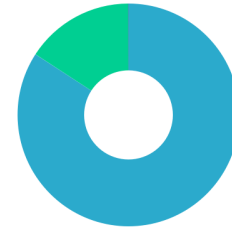
MarketVector™ Global Video Gaming & eSports Screened Index

Country and Size Weightings

Country	Count	Weight
Japan	7	27.57%
United States	5	26.85%
Cayman Islands	4	19.72%
Taiwan	2	6.88%
South Korea	3	6.53%
Australia	1	5.24%
Poland	1	3.93%
Bermuda	1	1.94%
France	1	1.34%



■ JP
■ US
■ KY
■ TW
■ KR
■ AU
■ PL
■ BM
■ FR



■ Large-Cap
■ Mid-Cap
■ Small-Cap
■ Micro-Cap

Size	Count	Weight
Large-Cap (> 6 bn)	16	84.18%
Mid-Cap (1.5 bn - 6 bn)	9	15.82%
Small-Cap (0.2 bn - 1.5 bn)	0	0.00%
Micro-Cap (0.0 bn - 0.2 bn)	0	0.00%

Index Components

Top Components by Weight	Country	Weight	Best Performing Components	YTD	1 Day
TENCENT HOLDINGS LTD	KY	7.73%	TAKE-TWO INTERACTIVE SOFTWARE INC	-5.32%	6.79%
NINTENDO CO LTD	JP	7.60%	NCSOFT CORP ORD	34.47%	6.07%
NETEASE INC-ADR	KY	7.24%	CHINA RUYI HOLDINGS LTD	-33.75%	5.01%
ELECTRONIC ARTS INC	US	6.93%	KRAFTON INC	16.29%	4.43%
ROBLOX CORP	US	5.93%	ROBLOX CORP	-46.04%	4.19%
TAKE-TWO INTERACTIVE SOFTWARE INC	US	5.30%			
ARISTOCRAT LEISURE LTD	AU	5.24%			
INTERNATIONAL GAMES SYSTEM CO	TW	4.89%	Worst Performing Components	YTD	1 Day
CAPCOM CO LTD	JP	4.67%	CAPCOM CO LTD	-16.60%	-7.66%
KONAMI GROUP CORP	JP	4.54%	NEXON CO. LTD	-34.75%	-4.17%
BANDAI NAMCO HOLDINGS INC	JP	4.54%	NINTENDO CO LTD	-34.51%	-4.05%
GAMESTOP CORP	US	4.47%	KOEI TECMO HOLDINGS CO LTD	-19.97%	-3.70%
Subtotal		69.08%	KONAMI GROUP CORP	-8.55%	-3.25%

Symbols

	Symbol	ISIN	WKN	Sedol	Bloomberg	Reuters	Telekurs
Price Return	MVESPG	DE000SLOGNX6	SLOGNX	BN79Y53	MVESPG	.MVESPG	120579680
Total Return Net	MVESPGTR	DE000SLOGNY4	SLOGNY	BN79Y64	MVESPGTR	.MVESPGTR	120579689
Total Return Gross	-	-	-	-	-	-	-

MarketVector™ Global Video Gaming & eSports Screened Index

For further information visit www.marketvector.com

Nothing on this factsheet shall be considered a solicitation to buy or an offer to sell a security, or any other product or service, to any person in any jurisdiction where such offer, solicitation, purchase or sale would be unlawful under the laws of such jurisdiction. Neither MarketVector Indexes GmbH nor any of its licensors makes any warranties or representations, express or implied, to the user with respect to any of the data contained herein. The data is provided for informational purposes only, and the Company shall not be responsible or liable for the accuracy, usefulness or availability of any information transmitted or made available through it. The MarketVector™ family of indexes (MarketVector™, Bluestar®, MVIS®) is protected through various intellectual property rights and unfair competition and misappropriation laws. MVIS® is a registered trademark of Van Eck Associates Corporation that has been licensed to MarketVector Indexes GmbH. MarketVector™ and MarketVector Indexes™ are pending trademarks of Van Eck Associates Corporation. BlueStar®, BlueStar Indexes®, BIGI® and BIGITech® are trademarks of MarketVector Indexes GmbH. You require a licence to launch any product whose performance is linked to the value of a particular MarketVector™ Index and for all use of the MarketVector™ name or name of the MarketVector™ Index in the marketing of the product.