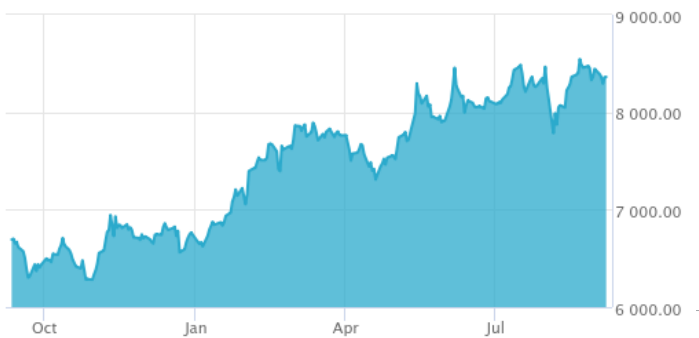


MVIS® Global Video Gaming & eSports (AUD) Index

The MVIS® Global Video Gaming & eSports Index (MVESPOA) tracks the performance of the largest and more liquid companies in the global video gaming and eSports industries. This is a modified market cap-weighted index, and only includes companies that generate at least 50% of their revenue from video gaming and/or eSports, such as video games development and related software/hardware, streaming services, and eSports events companies. MVESPO covers at least 90% of the investable universe and is calculated in Australian Dollars.

Key Features



Index 8,544.50/0.00 8,544.50/6,281.19

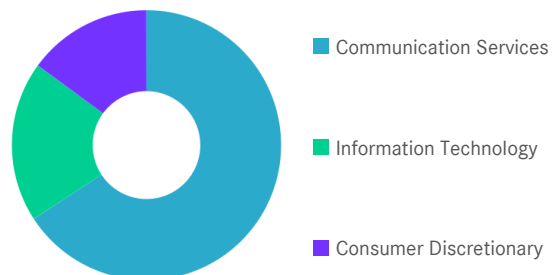
Index Data

INDEX PARAMETERS		FUNDAMENTALS*		ANNUALISED PERFORMANCE*			
Launch Date	13 Aug 2020	Components	25	Price/Earnings Trailing	196.17	1 Month	4.67%
Type	Sector	Volatility (250 days)	17.73	Price/Book	3.33	1 Year	22.30%
Currency	AUD	Full MCap bn USD	1,553.34	Price/Sales	3.38	3 Years	4.46%
Base Date	31 Dec 2014	Float MCap bn USD	1,048.79	Price/Cash Flow	16.74	5 Years	16.63%
Base Value	1,000.00	Correlation* (250 days)	0.41	Dividend Yield	0.90	7 Years	-

* MVIS Australia (AUD) Index * as of 31 Jul 2024 * Total Return Net Index

Sector Weightings

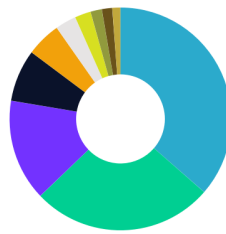
Sector	Count	Weight
Communication Services	17	65.79%
Information Technology	5	19.26%
Consumer Discretionary	3	14.95%



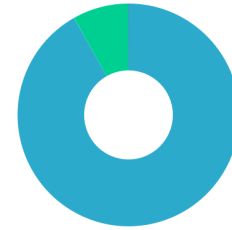
MVIS® Global Video Gaming & eSports (AUD) Index

Country and Size Weightings

Country	Count	Weight
United States	7	36.42%
Japan	6	26.45%
Cayman Islands	3	14.76%
South Korea	3	7.57%
Australia	1	5.04%
Taiwan	1	3.06%
Poland	1	2.34%
United Kingdom	1	1.65%
Sweden	1	1.51%
France	1	1.18%



- US
- JP
- KY
- KR
- AU
- TW
- PL
- GB
- SE
- FR



- Large-Cap
- Mid-Cap
- Small-Cap
- Micro-Cap

Size	Count	Weight
Large-Cap (> 6 bn)	19	91.85%
Mid-Cap (1.5 bn - 6 bn)	6	8.15%
Small-Cap (0.2 bn - 1.5 bn)	0	0.00%
Micro-Cap (0.0 bn - 0.2 bn)	0	0.00%

Index Components

Top Components by Weight	Country	Weight	Best Performing Components	YTD	1 Day
TENCENT HOLDINGS LTD	KY	7.66%	GAMESTOP CORP	36.45%	6.83%
ADVANCED MICRO DEVICES	US	6.36%	KONAMI GROUP CORP	77.30%	3.50%
ROBLOX CORP	US	6.32%	CAPCOM CO LTD	42.10%	3.14%
NINTENDO CO LTD	JP	6.13%	SQUARE ENIX HOLDINGS CO LTD ORD	8.76%	2.10%
ELECTRONIC ARTS INC	US	6.04%	MICRO-STAR INTERNATIONAL CO LTD	-16.35%	2.01%
NETEASE INC-ADR	KY	5.54%			
CAPCOM CO LTD	JP	5.35%			
KRAFTON INC	KR	5.33%			
ARISTOCRAT LEISURE LTD	AU	5.04%			
BANDAI NAMCO HOLDINGS INC	JP	5.04%			
GAMESTOP CORP	US	4.87%			
APPLOVIN CORP	US	4.72%			
Subtotal		68.40%			
			Worst Performing Components	YTD	1 Day
			UNITY SOFTWARE INC	-61.21%	-7.20%
			APPLOVIN CORP	112.22%	-4.10%
			ADVANCED MICRO DEVICES	-8.86%	-3.65%
			UBISOFT ENTERTAINMENT	-35.88%	-3.08%
			NETMARBLE CORP	-4.82%	-1.97%

Symbols

	Symbol	ISIN	WKN	Sedol	Bloomberg	Reuters	Telekurs
Price Return	MVESPOA	DE000SLOBEY4	SLOBEY	BKPVKC9	MVESPOA	.MVESPOA	56413381
Total Return Net	MVESPOAT	DE000SLOBEZ1	SLOBEZ	BKPVKK7	MVESPOAT	.MVESPOAT	56413382
Total Return Gross	-	-	-	-	-	-	-

MVIS® Global Video Gaming & eSports (AUD) Index

For further information visit www.marketvector.com

Nothing on this factsheet shall be considered a solicitation to buy or an offer to sell a security, or any other product or service, to any person in any jurisdiction where such offer, solicitation, purchase or sale would be unlawful under the laws of such jurisdiction. Neither MarketVector Indexes GmbH nor any of its licensors makes any warranties or representations, express or implied, to the user with respect to any of the data contained herein. The data is provided for informational purposes only, and the Company shall not be responsible or liable for the accuracy, usefulness or availability of any information transmitted or made available through it. The MarketVector™ family of indexes (MarketVector™, Bluestar®, MVIS®) is protected through various intellectual property rights and unfair competition and misappropriation laws. MVIS® is a registered trademark of Van Eck Associates Corporation that has been licensed to MarketVector Indexes GmbH. MarketVector™ and MarketVector Indexes™ are pending trademarks of Van Eck Associates Corporation. BlueStar®, BlueStar Indexes®, BIGI® and BIGITech® are trademarks of MarketVector Indexes GmbH. You require a licence to launch any product whose performance is linked to the value of a particular MarketVector™ Index and for all use of the MarketVector™ name or name of the MarketVector™ Index in the marketing of the product.