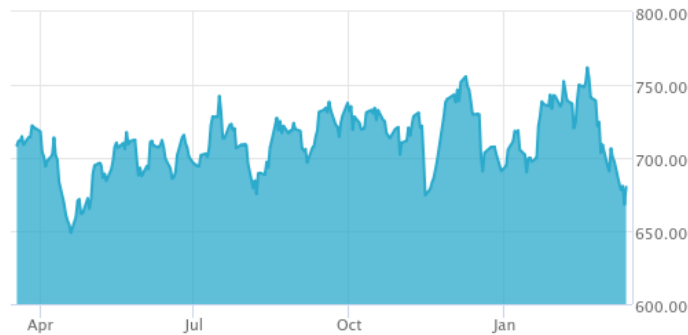


MVIS® Global Future Healthcare ESG Index

The MVIS® Global Future Healthcare ESG Index (MVFHC) is a global index that tracks the performance of companies that are involved in the genomic health care and electronic healthcare industries. The index is a modified market cap-weighted index with pure-play exposure. MVFHC covers at least 90% of the investable universe.

Key Features



Index 1,255.36/595.66 761.85/648.80

Size and Liquidity Requirements

Full MCap of at least 150 mln USD. Three month average-daily-trading volume of at least 1 mln USD at a review and also at the previous two reviews. At least 250,000 shares traded per month over the last six months at a review and also at the previous two reviews.

Pure-Play

Includes companies with at least 50% revenues in the genomic health care and electronic healthcare industries.

Diversification

Company weightings are capped at 8%.

Review

Semi-annually in June and December with quarterly rebalances.

Index Data

INDEX PARAMETERS

Launch Date	06 Dec 2021	Components	49
Type	Sector	Volatility (250 days)	18.88
Currency	USD	Full MCap bn USD	548.29
Base Date	31 Dec 2020	Float MCap bn USD	347.77
Base Value	1,000.00	Correlation* (250 days)	0.78

* iSTOXX Global Breakthrough Healthcare

FUNDAMENTALS*

Price/Earnings Trailing	-35.24
Price/Book	4.21
Price/Sales	5.97
Price/Cash Flow	33.39
Dividend Yield	0.06

* as of 28 Feb 2025

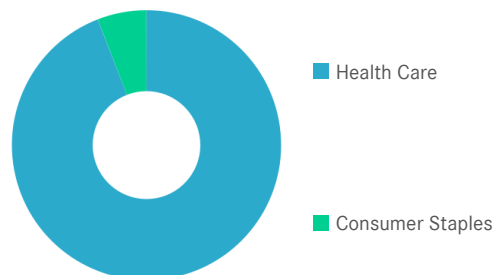
ANNUALISED PERFORMANCE*

1 Month	-9.33%
1 Year	-3.40%
3 Years	-3.83%
5 Years	-
Since Inception	-8.77%

* Total Return Net Index

Sector Weightings

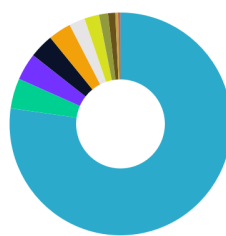
Sector	Count	Weight
Health Care	45	94.11%
Consumer Staples	4	5.89%



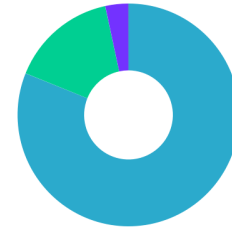
MVIS® Global Future Healthcare ESG Index

Country and Size Weightings

Country	Count	Weight
United States	35	77.26%
Germany	2	4.37%
Netherlands	2	3.96%
Australia	1	3.53%
Cayman Islands	3	3.33%
Bermuda	1	2.31%
Japan	1	2.15%
Switzerland	1	1.30%
Sweden	1	1.07%
Belgium	1	0.38%
United Kingdom	1	0.36%



- US
- DE
- NL
- AU
- KY
- BM
- JP
- CH
- SE
- BE
- GB



- Large-Cap
- Mid-Cap
- Small-Cap
- Micro-Cap

Size	Count	Weight
Large-Cap (> 6 bn)	19	81.10%
Mid-Cap (1.5 bn - 6 bn)	19	15.55%
Small-Cap (0.2 bn - 1.5 bn)	11	3.36%
Micro-Cap (0.0 bn - 0.2 bn)	0	0.00%

Index Components

Top Components by Weight	Country	Weight	Best Performing Components	YTD	1 Day
VERTEX PHARMACEUTICALS INC	US	9.48%	SECTRA AB-B SHS	-3.28%	11.52%
VEEVA SYSTEMS INC	US	7.70%	GRAIL INC	66.61%	10.48%
REGENERON PHARMACEUTICALS	US	7.58%	REDCARE PHARMACY	7.55%	6.45%
DEXCOM INC	US	6.27%	GUARDANT HEALTH INC	40.39%	5.54%
NATERA INC	US	5.85%	TANDEM DIABETES CARE INC	-46.78%	5.45%
ALNYLAM PHARMACEUTICALS INC	US	5.23%			
INSULET CORP	US	4.62%			
BIONTECH SE	DE	4.05%			
MODERNA INC	US	3.86%			
PRO MEDICUS LTD	AU	3.53%			
ILLUMINA INC	US	3.50%			
SAREPTA THERAPEUTICS INC	US	3.26%			
Subtotal		64.94%			
			Worst Performing Components	YTD	1 Day
			BEAM THERAPEUTICS INC	-2.30%	-3.31%
			AVIDITY BIOSCIENCES INC	6.98%	-3.17%
			REGENERON PHARMACEUTICALS	-6.26%	-2.02%
			OXFORD NANOPORE TECHNOLOGIES PLC	-19.77%	-1.79%
			EVOLVENT HEALTH INC	-16.36%	-1.36%

Symbols

	Symbol	ISIN	WKN	Sedol	Bloomberg	Reuters	Telekurs
Price Return	MVFHC	DE000SL0EAY6	SL0EAY	BMZQ8S0	MVFHC	.MVFHC	115216867
Total Return Net	MVFHCTR	DE000SL0EAZ3	SL0EAZ	BMZQ8T1	MVFHCTR	.MVFHCTR	115216869
Total Return Gross	-	-	-	-	-	-	-

MVIS® Global Future Healthcare ESG Index

For further information visit www.marketvector.com

Nothing on this factsheet shall be considered a solicitation to buy or an offer to sell a security, or any other product or service, to any person in any jurisdiction where such offer, solicitation, purchase or sale would be unlawful under the laws of such jurisdiction. Neither MarketVector Indexes GmbH nor any of its licensors makes any warranties or representations, express or implied, to the user with respect to any of the data contained herein. The data is provided for informational purposes only, and the Company shall not be responsible or liable for the accuracy, usefulness or availability of any information transmitted or made available through it. The MarketVector™ family of indexes (MarketVector™, Bluestar®, MVIS®) is protected through various intellectual property rights and unfair competition and misappropriation laws. MVIS® is a registered trademark of Van Eck Associates Corporation that has been licensed to MarketVector Indexes GmbH. MarketVector™ and MarketVector Indexes™ are pending trademarks of Van Eck Associates Corporation. BlueStar®, BlueStar Indexes®, BIGI® and BIGITech® are trademarks of MarketVector Indexes GmbH. You require a licence to launch any product whose performance is linked to the value of a particular MarketVector™ Index and for all use of the MarketVector™ name or name of the MarketVector™ Index in the marketing of the product.