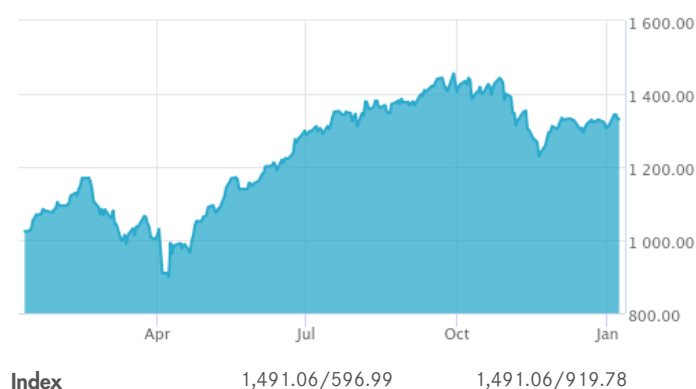


MarketVector™ Digital Native Economy Index

The MarketVector™ Digital Native Economy Index (MVGENZ) tracks the performance of US-listed companies that are shaping and driving the emerging next-generation economy.

Key Features



Size and Liquidity Requirements

Full MCap of at least 150 mln USD. Three month average-daily-trading volume of at least 1 mln USD at a review and also at the previous two reviews. At least 250,000 shares traded per month over the last six months at a review and also at the previous two reviews.

Universe

Companies have to generate at least 50% of their revenues from Millennial Finance, Gig Economy and Online Forums, or Digital Sports Betting and Video Game Developers.

Diversification

Company weightings are capped at 8%.

Review

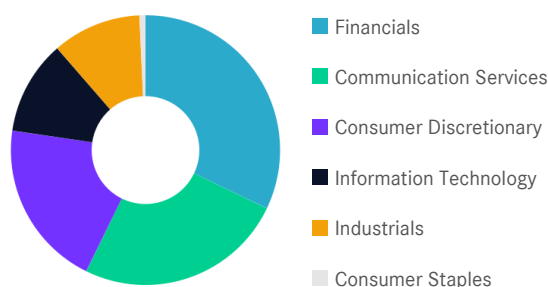
Quarterly.

Index Data

INDEX PARAMETERS				FUNDAMENTALS*		ANNUALISED PERFORMANCE*	
Launch Date	23 Dec 2025	Components	33	Price/Earnings Trailing	37.66	1 Month	-0.06%
Type	Sector	Volatility (250 days)	24.62	Price/Book	6.06	1 Year	28.70%
Currency	USD	Full MCap bn USD	1,776.26	Price/Sales	5.87	3 Years	28.13%
Base Date	31 Dec 2020	Float MCap bn USD	1,365.03	Price/Cash Flow	24.74	5 Years	5.29%
Base Value	1,000.00	Correlation* (250 days)	0.00	Dividend Yield	0.53	Since Inception	6.38%
* -				* as of 31 Dec 2025		* Total Return Net Index	

Sector Weightings

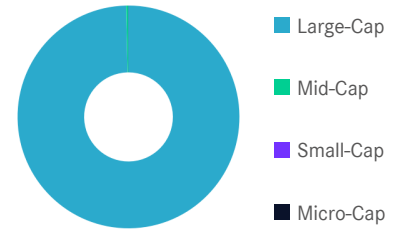
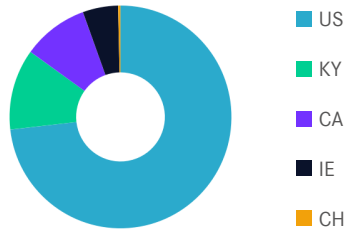
Sector	Count	Weight
Financials	13	32.11%
Communication Services	6	25.15%
Consumer Discretionary	6	20.05%
Information Technology	2	11.30%
Industrials	5	10.66%
Consumer Staples	1	0.72%



MarketVector™ Digital Native Economy Index

Country and Size Weightings

Country	Count	Weight
United States	26	73.19%
Cayman Islands	4	11.74%
Canada	1	9.57%
Ireland	1	5.15%
Switzerland	1	0.34%



Size	Count	Weight
Large-Cap (> 6 bn)	32	99.66%
Mid-Cap (1.5 bn - 6 bn)	1	0.34%
Small-Cap (0.2 bn - 1.5 bn)	0	0.00%
Micro-Cap (0.0 bn - 0.2 bn)	0	0.00%

Index Components

Top Components by Weight	Country	Weight	Best Performing Components	YTD	1 Day
SHOPIFY INC	CA	9.57%	DRAFTKINGS INC	4.41%	3.81%
SCHWAB (CHARLES) CORP	US	8.65%	FLUTTER ENTERTAINMENT PLC	1.08%	2.76%
UBER TECHNOLOGIES INC	US	7.75%	SOFI TECHNOLOGIES INC	5.88%	2.67%
NETEASE INC-ADR	KY	7.32%	EQUIFAX INC	0.48%	2.12%
FLUTTER ENTERTAINMENT PLC	IE	5.15%	CBOE GLOBAL MARKETS INC	3.80%	2.11%
AIRBNB INC	US	5.07%			
ELECTRONIC ARTS INC	US	5.04%			
ROBLOX CORP	US	4.77%			
TAKE-TWO INTERACTIVE SOFTWARE INC	US	4.56%			
CME GROUP INC	US	4.53%			
DOORDASH INC	US	4.14%			
ROBINHOOD MARKETS INC - A	US	3.39%			
Subtotal		69.94%			
			Worst Performing Components	YTD	1 Day
			GRAB HOLDINGS LTD - CL A	-2.20%	-3.94%
			MAPLEBEAR ORD	-4.34%	-3.67%
			ROBLOX CORP	-8.81%	-3.31%
			DOORDASH INC	-1.05%	-2.79%
			PINTEREST INC	3.51%	-2.51%

Symbols

	Symbol	ISIN	WKN	Sedol	Bloomberg	Reuters	Telekurs
Price Return	MVGENZ	DE000SL0SE32	SL0SE3	BP94TL1	MVGENZ	.MVGENZ	151814417
Total Return Net	MVGENZTR	DE000SL0S164	SL0S16	BP954F3	MVGENZTR	.MVGENZTR	151816910
Total Return Gross	-	-	-	-	-	-	-

MarketVector™ Digital Native Economy Index

For further information visit www.marketvector.com

Nothing on this factsheet shall be considered a solicitation to buy or an offer to sell a security, or any other product or service, to any person in any jurisdiction where such offer, solicitation, purchase or sale would be unlawful under the laws of such jurisdiction. Neither MarketVector Indexes GmbH nor any of its licensors makes any warranties or representations, express or implied, to the user with respect to any of the data contained herein. The data is provided for informational purposes only, and the Company shall not be responsible or liable for the accuracy, usefulness or availability of any information transmitted or made available through it. The MarketVector™ family of indexes (MarketVector™, Bluestar®, MVIS®) is protected through various intellectual property rights and unfair competition and misappropriation laws. MVIS® is a registered trademark of Van Eck Associates Corporation that has been licensed to MarketVector Indexes GmbH. MarketVector™ and MarketVector Indexes™ are pending trademarks of Van Eck Associates Corporation. BlueStar®, BlueStar Indexes®, BIGI® and BIGITech® are trademarks of MarketVector Indexes GmbH. You require a licence to launch any product whose performance is linked to the value of a particular MarketVector™ Index and for all use of the MarketVector™ name or name of the MarketVector™ Index in the marketing of the product.