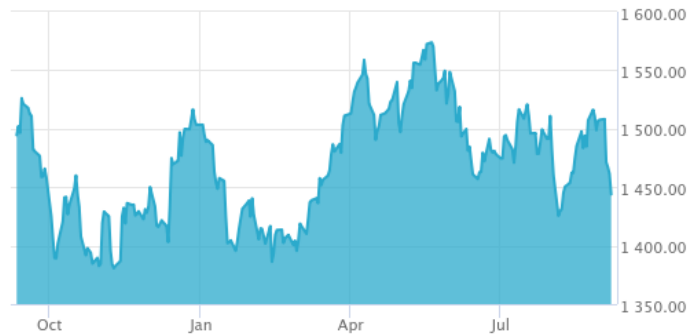


MarketVector™ Global Natural Resources Index

The MarketVector™ Global Natural Resources Index (MVGNR) tracks the performance of companies whose revenue primarily sources from natural resources. These resources encompass a broad spectrum of raw materials and commodities, including metals, energy sources, and agricultural products.

Key Features



Index 1,714.95/641.28 1,573.82/1,380.64

Size and Liquidity Requirements

Full MCap of at least 500 mln USD. Three month average-daily-trading volume of at least 1 mln USD at a review and also at the previous two reviews. At least 250,000 shares traded per month over the last six months at a review and also at the previous two reviews.

Universe

Companies have to generate at least 50% revenues from natural resources.

Diversification

Company weightings are capped at 5%.

Review

Semi-annually in March and September with quarterly rebalances.

Index Data

INDEX PARAMETERS

Launch Date	17 Nov 2023	Components	111
Type	Hard Asset	Volatility (250 days)	14.30
Currency	USD	Full MCap bn USD	4,576.93
Base Date	31 Dec 2014	Float MCap bn USD	3,382.43
Base Value	1,000.00	Correlation* (250 days)	0.00

* -

FUNDAMENTALS*

Price/Earnings Trailing	17.30
Price/Book	1.64
Price/Sales	1.06
Price/Cash Flow	7.07
Dividend Yield	3.23

* as of 31 Jul 2024

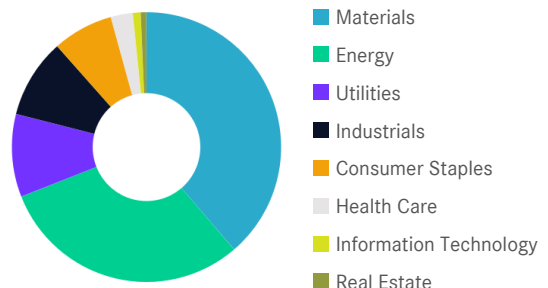
ANNUALISED PERFORMANCE*

1 Month	1.00%
1 Year	-3.75%
3 Years	1.61%
5 Years	6.88%
7 Years	3.86%

* Total Return Net Index

Sector Weightings

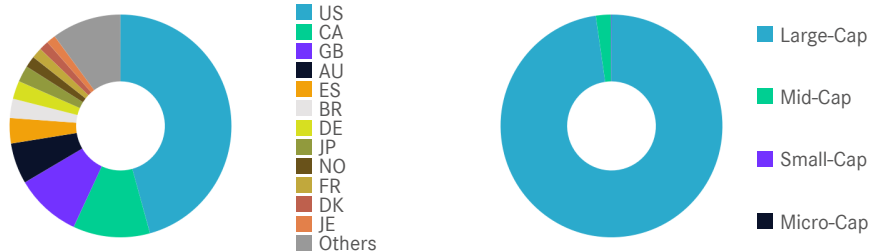
Sector	Count	Weight
Materials	52	38.72%
Energy	33	30.30%
Utilities	7	9.93%
Industrials	7	9.50%
Consumer Staples	7	7.28%
Health Care	1	2.64%
Information Technology	3	0.94%
Real Estate	1	0.69%



MarketVector™ Global Natural Resources Index

Country and Size Weightings

Country	Count	Weight
United States	41	45.72%
Canada	17	11.22%
United Kingdom	6	9.60%
Australia	6	5.92%
Spain	3	3.68%
Brazil	5	2.78%
Germany	1	2.64%
Japan	4	2.37%
Norway	3	1.66%
France	1	1.54%
Denmark	2	1.39%
Jersey	1	1.34%
Others	21	10.11%



Size	Count	Weight
Large-Cap (> 6 bn)	101	97.73%
Mid-Cap (1.5 bn - 6 bn)	9	2.19%
Small-Cap (0.2 bn - 1.5 bn)	1	0.08%
Micro-Cap (0.0 bn - 0.2 bn)	0	0.00%

Index Components

Top Components by Weight	Country	Weight	Best Performing Components	YTD	1 Day
DEERE & CO	US	5.30%	UNITED STATES STEEL CORP	-35.49%	4.34%
EXXON MOBIL CORP	US	5.22%	NORTHERN STAR RESOURCES LTD	9.11%	1.32%
SHELL PLC-W/I-ADR	GB	4.89%	TYSON FOODS INC	25.66%	1.14%
NEXTERA ENERGY INC	US	4.88%	EDP RENOVAVEIS SA	-15.15%	1.10%
CHEVRON CORP	US	4.62%	EVOLUTION MINING LTD	1.01%	0.88%
BHP GROUP LTD	AU	3.60%			
IBERDROLA SA	ES	3.16%			
CORTEVA INC	US	2.76%			
BAYER AG	DE	2.64%			
RIO TINTO PLC-SPON ADR	GB	2.05%			
NUTRIEN LTD	CA	1.96%			
ARCHER-DANIELS-MIDLAND CO	US	1.81%			
Subtotal		42.90%			
			Worst Performing Components	YTD	1 Day
			WOODSIDE ENERGY GROUP LTD	-19.14%	-8.63%
			DARLING INGREDIENTS INC	-26.28%	-5.89%
			SOLAREDGE TECHNOLOGIES INC	-79.18%	-5.66%
			POSCO HOLDINGS INC-ADR	-35.44%	-5.39%
			KINROSS GOLD CORP	39.03%	-3.86%

Symbols

	Symbol	ISIN	WKN	Sedol	Bloomberg	Reuters	Telekurs
Price Return	MVGNR	DE000SLOKBN4	SLOKBN	BNDSL3	MVGNR	.MVGNR	130659274
Total Return Net	MVGNRTR	DE000SLOKBP9	SLOKBP	BNDSM4	MVGNRTR	.MVGNRTR	130659284
Total Return Gross	-	-	-	-	-	-	-

MarketVector™ Global Natural Resources Index

For further information visit www.marketvector.com

Nothing on this factsheet shall be considered a solicitation to buy or an offer to sell a security, or any other product or service, to any person in any jurisdiction where such offer, solicitation, purchase or sale would be unlawful under the laws of such jurisdiction. Neither MarketVector Indexes GmbH nor any of its licensors makes any warranties or representations, express or implied, to the user with respect to any of the data contained herein. The data is provided for informational purposes only, and the Company shall not be responsible or liable for the accuracy, usefulness or availability of any information transmitted or made available through it. The MarketVector™ family of indexes (MarketVector™, Bluestar®, MVIS®) is protected through various intellectual property rights and unfair competition and misappropriation laws. MVIS® is a registered trademark of Van Eck Associates Corporation that has been licensed to MarketVector Indexes GmbH. MarketVector™ and MarketVector Indexes™ are pending trademarks of Van Eck Associates Corporation. BlueStar®, BlueStar Indexes®, BIGI® and BIGITech® are trademarks of MarketVector Indexes GmbH. You require a licence to launch any product whose performance is linked to the value of a particular MarketVector™ Index and for all use of the MarketVector™ name or name of the MarketVector™ Index in the marketing of the product.