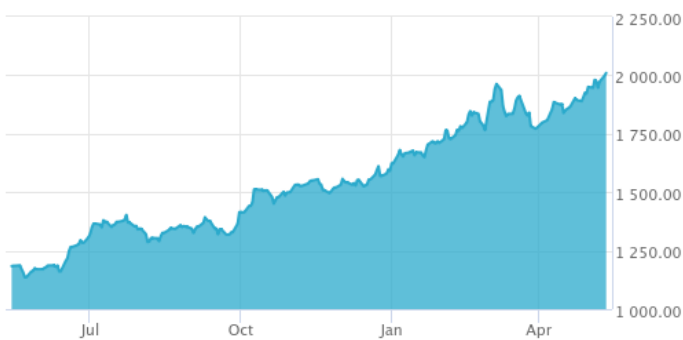


## MarketVector™ Israel Infrastructure Index

The MarketVector™ Israel Infrastructure Index (MVIII) is a thematic index tracking the performance of companies that are listed in Israel and involved in infrastructure.

### Key Features



Index 2,263.70/841.36 2,263.70/1,245.73

### Index Data

#### INDEX PARAMETERS

<b>Launch Date</b>	17 Feb 2026	<b>Components</b>	40
<b>Type</b>	Sector	<b>Volatility</b> (250 days)	19.49
<b>Currency</b>	ILS	<b>Full MCap</b> bn USD	398.71
<b>Base Date</b>	30 Dec 2022	<b>Float MCap</b> bn USD	170.27
<b>Base Value</b>	1,000.00	<b>Correlation*</b> (250 days)	0.00

\* -

#### FUNDAMENTALS\*

<b>Price/Earnings Trailing</b>	20.82
<b>Price/Book</b>	2.64
<b>Price/Sales</b>	2.19
<b>Price/Cash Flow</b>	11.02
<b>Dividend Yield</b>	2.80

\* as of 30 Apr 2026

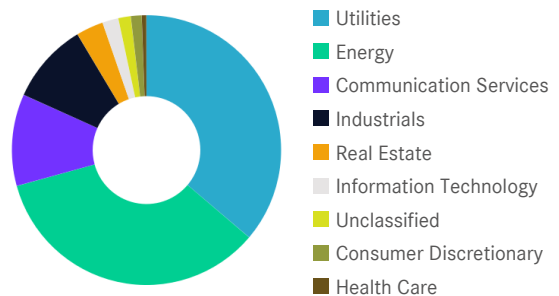
#### ANNUALISED PERFORMANCE\*

<b>1 Month</b>	6.94%
<b>1 Year</b>	78.24%
<b>3 Years</b>	32.63%
<b>5 Years</b>	-
<b>Since Inception</b>	27.49%

\* Total Return Net Index

### Sector Weightings

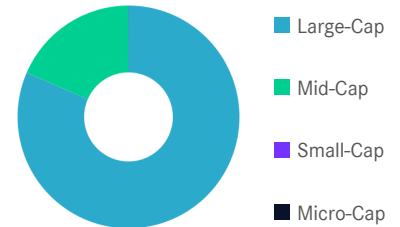
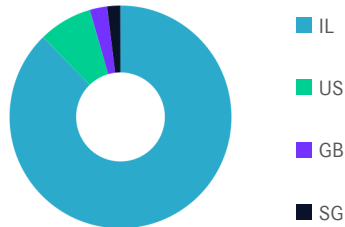
Sector	Count	Weight
Utilities	8	36.21%
Energy	12	34.52%
Communication Services	3	10.99%
Industrials	7	9.71%
Real Estate	4	3.27%
Information Technology	1	1.93%
Unclassified	1	1.50%
Consumer Discretionary	3	1.31%
Health Care	1	0.56%



## MarketVector™ Israel Infrastructure Index

### Country and Size Weightings

Country	Count	Weight
Israel	37	87.74%
United States	1	7.79%
United Kingdom	1	2.54%
Singapore	1	1.93%



Size	Count	Weight
Large-Cap (> 6 bn)	21	81.52%
Mid-Cap (1.5 bn - 6 bn)	19	18.48%
Small-Cap (0.2 bn - 1.5 bn)	0	0.00%
Micro-Cap (0.0 bn - 0.2 bn)	0	0.00%

### Index Components

Top Components by Weight	Country	Weight	Best Performing Components	YTD	1 Day
ENLIGHT RENEWABLE ENERGY LTD	IL	8.92%	NAVITAS PETROLEUM LP	33.99%	4.72%
ORMAT TECHNOLOGIES INC	US	7.79%	MESHEK ENERGY RENEWABLE ENER	101.22%	4.14%
BEZEQ ISRAELI TELECOMMUNICATION CORP	IL	7.38%	ISRAMCO NEGEV 2 LP PTG CTF	3.80%	2.66%
OPC ENERGY LTD	IL	7.06%	DELEK GROUP LTD ORD	26.49%	2.22%
NEWMED ENERGY LP	IL	6.54%	RATIO ENERGIES FINANCE LP	14.46%	2.09%
NAVITAS PETROLEUM LP	IL	6.43%			
DELEK GROUP LTD ORD	IL	5.81%			
DORAL GROUP RENEWABLE ENERGY	IL	3.60%			
ENERGIX-RENEWABLE ENERGIES LTD	IL	2.99%			
PAZ RETAIL AND ENERGY LTD	IL	2.70%			
SHIKUN & BINUI LTD ORD	IL	2.55%			
ENERGEAN PLC	GB	2.54%			
<b>Subtotal</b>		64.31%			
			<b>Worst Performing Components</b>	<b>YTD</b>	<b>1 Day</b>
			MEDITERRANEAN TOWERS LTD	37.85%	-6.79%
			ISRAEL LAND DEVELOPMENT - URBA	6.76%	-4.89%
			GILAT SATELLITE NETWORKS LTD	53.86%	-4.51%
			ENLIGHT RENEWABLE ENERGY LTD	102.13%	-3.11%
			DORAL GROUP RENEWABLE ENERGY	150.88%	-2.72%

### Symbols

	Symbol	ISIN	WKN	Sedol	Bloomberg	Reuters	Telekurs
<b>Price Return</b>	MVIII	DE000SLOS9B2	SLOS9B	BWMV576	MVIII	.MVIII	153599544
<b>Total Return Net</b>	MVIIIITR	DE000SLOS9C0	SLOS9C	BWMV587	MVIIIITR	.MVIIIITR	153599545
<b>Total Return Gross</b>	-	-	-	-	-	-	-

## MarketVector™ Israel Infrastructure Index

---

For further information visit [www.marketvector.com](http://www.marketvector.com)

Nothing on this factsheet shall be considered a solicitation to buy or an offer to sell a security, or any other product or service, to any person in any jurisdiction where such offer, solicitation, purchase or sale would be unlawful under the laws of such jurisdiction. Neither MarketVector Indexes GmbH nor any of its licensors makes any warranties or representations, express or implied, to the user with respect to any of the data contained herein. The data is provided for informational purposes only, and the Company shall not be responsible or liable for the accuracy, usefulness or availability of any information transmitted or made available through it. The MarketVector™ family of indexes (MarketVector™, Bluestar®, MVIS®) is protected through various intellectual property rights and unfair competition and misappropriation laws. MVIS® is a registered trademark of Van Eck Associates Corporation that has been licensed to MarketVector Indexes GmbH. MarketVector™ and MarketVector Indexes™ are pending trademarks of Van Eck Associates Corporation. BlueStar®, BlueStar Indexes®, BIGI® and BIGITech® are trademarks of MarketVector Indexes GmbH. You require a licence to launch any product whose performance is linked to the value of a particular MarketVector™ Index and for all use of the MarketVector™ name or name of the MarketVector™ Index in the marketing of the product.