

## MarketVector™ Iceland Global Index

The MarketVector™ Iceland Global Index is a country index tracking the performance of Icelandic companies and, to meet diversification requirements, companies related to the Icelandic economy.

### Key Features



All Time High/Low	52-Week High/Low
1,535.82/953.38	1,526.54/1,262.80

### Index Data

INDEX PARAMETERS		FUNDAMENTALS*		ANNUALISED PERFORMANCE*			
Launch Date	27 Feb 2025	Components	31	Price/Earnings Trailing	22.24	1 Month	3.65%
Type	Country	Volatility (250 days)	15.59	Price/Book	1.73	1 Year	15.14%
Currency	USD	Full MCap bn USD	52.16	Price/Sales	1.65	3 Years	8.80%
Base Date	31 Dec 2020	Float MCap bn USD	31.80	Price/Cash Flow	66.98	5 Years	3.64%
Base Value	1,000.00	Correlation* (250 days)	0.00	Dividend Yield	2.48	Since Inception	7.17%

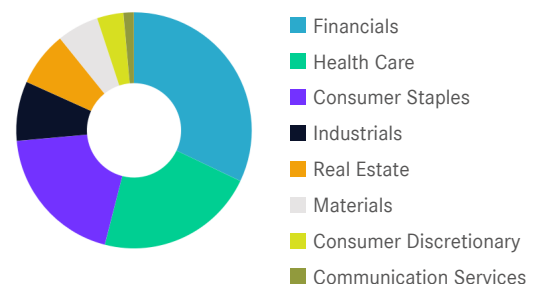
\* -

\* as of 30 Apr 2026

\* Total Return Net Index

### Sector Weightings

Sector	Count	Weight	Count*	Weight*	Difference
Financials	5	32.06%	5	32.06%	0.00%
Health Care	3	21.93%	3	21.93%	0.00%
Consumer Staples	10	19.58%	10	19.58%	0.00%
Industrials	4	8.17%	4	8.17%	0.00%
Real Estate	4	7.47%	4	7.47%	0.00%
Materials	1	5.72%	1	5.72%	0.00%
Consumer Discretionary	2	3.63%	2	3.63%	0.00%
Communication Services	2	1.44%	2	1.44%	0.00%

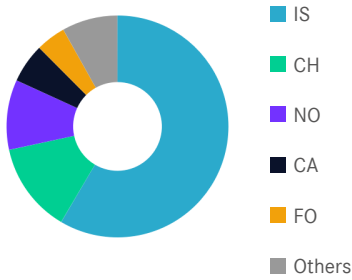


\* represent hypothetical values obtained excluding non-local components

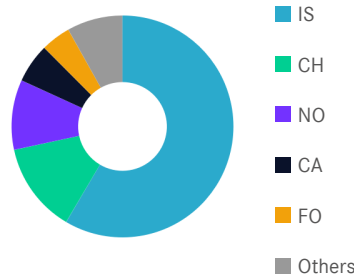
# MarketVector™ Iceland Global Index

## Country and Size Weightings

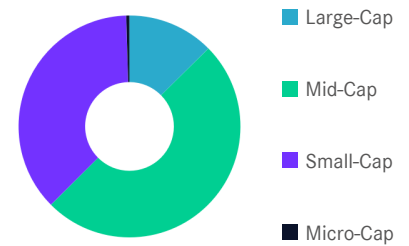
### COUNTRY WEIGHTINGS EXCL. NON-LOCAL\*



### COUNTRY WEIGHTINGS INCL. NON-LOCAL\*



### SIZE WEIGHTINGS



Country	Count	Weight
Iceland	19	58.48%
Switzerland	1	13.13%
Norway	7	10.21%
Canada	1	5.72%
Faroe Islands	1	4.33%
Others	2	8.13%

Country	Non-Local	Count	Weight
Iceland	0	19	58.48%
Switzerland	0	1	13.13%
Norway	0	7	10.21%
Canada	0	1	5.72%
Faroe Islands	0	1	4.33%
Others	0	2	8.13%

Size	Count	Weight
Large-Cap (> 6 bn)	3	12.61%
Mid-Cap (1.5 bn - 6 bn)	7	49.91%
Small-Cap (0.2 bn - 1.5 bn)	20	37.01%
Micro-Cap (0.0 bn - 0.2 bn)	1	0.47%

\*Companies incorporated outside of a certain region or country that generate at least 50.00% of their revenues (or, where applicable, have at least 50.00% of their assets) in that region or country.

## Index Components

Top Components by Weight	Non-Local	Country	Weight	Best Performing Components	YTD	1 Day
ISLANDSBANKI HF	-	IS	14.17%	ALVOTECH SA	-30.02%	10.12%
OCULIS HOLDING AG	-	CH	13.13%	SALMON EVOLUTION ASA	-3.17%	5.55%
ARION BANKI HF	-	IS	12.14%	EIMSKIPAFELAG ISLANDS HF	-7.67%	5.45%
AMAROQ LTD	-	CA	5.72%	AMAROQ LTD	-12.44%	5.42%
EMBLA MEDICAL	-	IS	4.79%	ICELANDAIR GROUP HF	-16.34%	4.94%
SALMAR ASA	-	NO	4.40%			
BAKKAFROST P/F	-	FO	4.33%			
JBT MAREL CORPORATION	-	US	4.12%	<b>Worst Performing Components</b>	<b>YTD</b>	<b>1 Day</b>
MOWI ASA	-	NO	4.09%	JBT MAREL CORPORATION	-12.41%	-5.42%
ALVOTECH SA	-	LU	4.01%	LEROY SEAFOOD GROUP ASA	-6.17%	-1.72%
HAGAR HF	-	IS	3.40%	MOWI ASA	-12.46%	-0.55%
KVIKA BANKI HF	-	IS	3.38%	REITIR FASTEIGNAFELAG HF	-10.51%	-0.52%
<b>Subtotal</b>			<b>77.69%</b>	GRIEG SEAFOOD ASA	-6.77%	-0.52%

## MarketVector™ Iceland Global Index

### Symbols

	Symbol	ISIN	WKN	Sedol	Bloomberg	Reuters	Telekurs
<b>Price Return</b>	MVISLG	DE000SL0P3S2	SL0P3S	BT3GWW2	MVISLG	.MVISLG	141720709
<b>Total Return Net</b>	MVISLGTR	DE000SL0P3T0	SL0P3T	BT3GWX4	MVISLGTR	.MVISLGTR	141721216
<b>Total Return Gross</b>	-	-	-	-	-	-	-

For further information visit [www.marketvector.com](http://www.marketvector.com)

Nothing on this factsheet shall be considered a solicitation to buy or an offer to sell a security, or any other product or service, to any person in any jurisdiction where such offer, solicitation, purchase or sale would be unlawful under the laws of such jurisdiction. Neither MarketVector Indexes GmbH nor any of its licensors makes any warranties or representations, express or implied, to the user with respect to any of the data contained herein. The data is provided for informational purposes only, and the Company shall not be responsible or liable for the accuracy, usefulness or availability of any information transmitted or made available through it. The MarketVector™ family of indexes (MarketVector™, Bluestar®, MVIS®) is protected through various intellectual property rights and unfair competition and misappropriation laws. MVIS® is a registered trademark of Van Eck Associates Corporation that has been licensed to MarketVector Indexes GmbH. MarketVector™ and MarketVector Indexes™ are pending trademarks of Van Eck Associates Corporation. BlueStar®, BlueStar Indexes®, BIGI® and BIGITech® are trademarks of MarketVector Indexes GmbH. You require a licence to launch any product whose performance is linked to the value of a particular MarketVector™ Index and for all use of the MarketVector™ name or name of the MarketVector™ Index in the marketing of the product.