

MVIS[®] South Korea Index

The MVIS[®] South Korea Index (MVKOR) tracks the performance of the largest and most liquid companies incorporated in South Korea. The index also includes non-local companies incorporated outside South Korea that generate at least 50% of their revenues in South Korea. MVKOR covers at least 70% of the investable universe.

Key Features



All Time High/Low	52-Week High/Low
1,667.05/393.42	1,217.05/953.84

Size and Liquidity Requirements

Full MCap of at least 150 mln USD. Three month average-daily-trading volume of at least 1 mln USD at a review and also at the previous two reviews. At least 250,000 shares traded per month over the last six months at a review and also at the previous two reviews.

Pure-Play

Index includes non-local companies.

Diversification

Company weightings are capped at 8%.

Review

Quarterly.

Index Data

INDEX PARAMETERS		FUNDAMENTALS*		ANNUALISED PERFORMANCE*			
Launch Date	01 Jun 2017	Components	56	Price/Earnings Trailing	18.86	1 Month	2.01%
Type	Country	Volatility (250 days)	22.84	Price/Book	1.03	1 Year	7.85%
Currency	USD	Full MCap bn USD	1,199.88	Price/Sales	0.71	3 Years	-11.40%
Base Date	29 Dec 2006	Float MCap bn USD	721.36	Price/Cash Flow	5.94	5 Years	2.01%
Base Value	1,000.00	Correlation* (250 days)	0.95	Dividend Yield	1.86	7 Years	0.80%

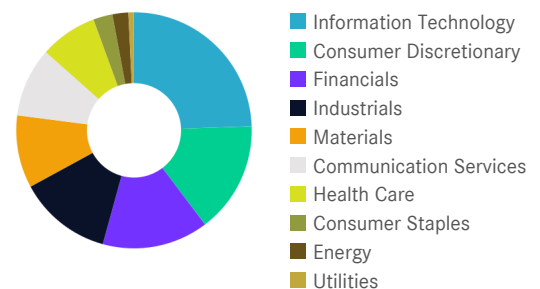
* MSCI South Korea IMI

* as of 30 Apr 2024

* Total Return Net Index

Sector Weightings

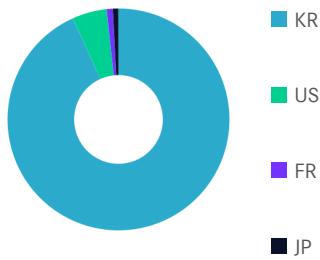

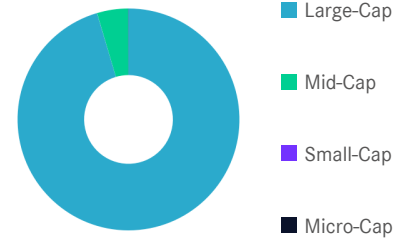
Sector	Count	Weight	Count*	Weight*	Difference
Information Technology	8	24.46%	7	24.82%	-0.37%
Consumer Discretionary	5	15.23%	4	12.34%	2.89%
Financials	8	14.58%	8	15.63%	-1.05%
Industrials	13	12.83%	13	13.76%	-0.93%
Materials	5	9.95%	5	10.67%	-0.72%
Communication Services	7	9.49%	6	9.30%	0.19%
Health Care	3	7.87%	3	8.44%	-0.57%
Consumer Staples	3	2.64%	3	2.83%	-0.19%
Energy	3	2.19%	2	1.39%	0.80%
Utilities	1	0.76%	1	0.82%	-0.06%



* represent hypothetical values obtained excluding non-local components

MVIS® South Korea Index

Country and Size Weightings

COUNTRY WEIGHTINGS EXCL. NON-LOCAL*

COUNTRY WEIGHTINGS INCL. NON-LOCAL*

SIZE WEIGHTINGS


Country	Count	Weight
South Korea	52	93.26%
United States	2	5.03%
France	1	0.90%
Japan	1	0.82%

Country	Non-Local	Count	Weight
South Korea	4	56	100.00%

Size	Count	Weight
Large-Cap (> 6 bn)	48	95.43%
Mid-Cap (1.5 bn - 6 bn)	8	4.57%
Small-Cap (0.2 bn - 1.5 bn)	0	0.00%
Micro-Cap (0.0 bn - 0.2 bn)	0	0.00%

*Companies incorporated outside of a certain region or country that generate at least 50.00% of their revenues (or, where applicable, have at least 50.00% of their assets) in that region or country.

Index Components

Top Components by Weight	Non-Local	Country	Weight	Best Performing Components	YTD	1 Day
SK HYNIX INC	-	KR	8.67%	HMM CO LTD	-11.83%	6.16%
SAMSUNG ELEC GDR REGS	-	KR	8.43%	LG ELECTRONICS INC	-9.85%	4.65%
CELLTRION INC	-	KR	4.72%	HANA FINANCIAL GROUP INC ORD	40.04%	4.51%
HYUNDAI MOTOR CO	-	KR	4.63%	KB FINANCIAL GROUP INC-ADR	44.06%	3.97%
POSCO HOLDINGS INC-ADR	-	KR	4.46%	SAMSUNG LIFE INSURANCE CO LTD	25.19%	3.87%
NAVER CORP	-	KR	3.79%			
COUPANG INC	Y	US	3.72%			
KIA CORP	-	KR	3.69%	Worst Performing Components	YTD	1 Day
KB FINANCIAL GROUP INC-ADR	-	KR	3.63%	KOREA ELEC POWER CORP	4.00%	-6.91%
SHINHAN FINANCIAL GROUP LTD ADR	-	KR	2.89%	HLB INC	87.52%	-4.22%
SAMSUNG SDI CO LTD	-	KR	2.84%	DOOSAN ENERBILITY	2.60%	-1.62%
LG CHEM LTD	-	KR	2.54%	KRAFTON INC	25.93%	-1.57%
Subtotal			54.00%	SAMSUNG ELEC GDR REGS	-3.67%	-1.57%

Symbols

	Symbol	ISIN	WKN	Sedol	Bloomberg	Reuters	Telekurs
Price Index	MVKOR	DE000SLA3L56	SLA3L5	BZ049D2	MVKOR	.MVKOR	36942480
Total Return Net	MVKORTR	DE000SLA3L64	SLA3L6	BZ049F4	MVKORTR	.MVKORTR	36942484
Total Return Gross	-	-	-	-	-	-	-

MVIS® South Korea Index

For further information visit www.marketvector.com

Nothing on this factsheet shall be considered a solicitation to buy or an offer to sell a security, or any other product or service, to any person in any jurisdiction where such offer, solicitation, purchase or sale would be unlawful under the laws of such jurisdiction. Neither MarketVector Indexes GmbH nor any of its licensors makes any warranties or representations, express or implied, to the user with respect to any of the data contained herein. The data is provided for informational purposes only, and the Company shall not be responsible or liable for the accuracy, usefulness or availability of any information transmitted or made available through it. The MarketVector™ family of indexes (MarketVector™, BlueStar®, MVIS®) is protected through various intellectual property rights and unfair competition and misappropriation laws. MVIS® is a registered trademark of Van Eck Associates Corporation that has been licensed to MarketVector Indexes GmbH. MarketVector™ and MarketVector Indexes™ are pending trademarks of Van Eck Associates Corporation. BlueStar®, BlueStar Indexes®, BIGI® and BIGITech® are trademarks of MarketVector Indexes GmbH. You require a licence to launch any product whose performance is linked to the value of a particular MarketVector™ Index and for all use of the MarketVector™ name or name of the MarketVector™ Index in the marketing of the product.