

MarketVector™ Mag7 Plus Crypto Index

The MarketVector™ Mag7 Plus Crypto Index (MVM7P) tracks the performance of US companies known as the magnificent seven and select digital asset exposure.

Key Features



Index 3,094.62/565.67 3,094.62/1,755.87

Coverage

The index includes US companies known as the magnificent seven and select digital asset exposure.

Diversification

Securities in the index are weighted equally.

Review

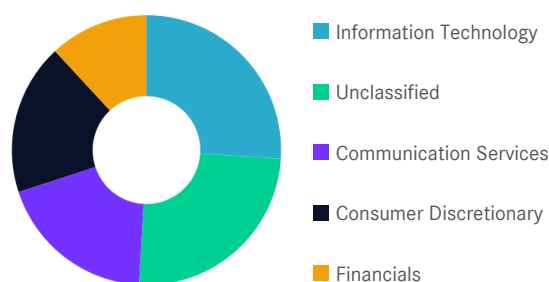
Quarterly.

Index Data

INDEX PARAMETERS				FUNDAMENTALS*		ANNUALISED PERFORMANCE*	
Launch Date	29 Aug 2025	Components	10	Price/Earnings Trailing	-	1 Month	2.65%
Type	Sector	Volatility (250 days)	35.86	Price/Book	-	1 Year	62.59%
Currency	USD	Full MCap bn USD	18,520.02	Price/Sales	-	3 Years	54.63%
Base Date	31 Dec 2021	Float MCap bn USD	15,042.92	Price/Cash Flow	-	5 Years	-
Base Value	1,594.28	Correlation* (250 days)	0.00	Dividend Yield	-	Since Inception	26.41%
* -				* Total Return Net Index			

Sector Weightings


Sector	Count	Weight
Information Technology	3	26.03%
Unclassified	2	24.86%
Communication Services	2	19.08%
Consumer Discretionary	2	18.16%
Financials	1	11.87%




MarketVector™ Mag7 Plus Crypto Index

Country and Size Weightings

Country	Count	Weight
United States	10	100.00%



■ US



- Large-Cap
- Mid-Cap
- Small-Cap
- Micro-Cap

Size	Count	Weight
Large-Cap (> 6 bn)	10	100.00%
Mid-Cap (1.5 bn - 6 bn)	0	0.00%
Small-Cap (0.2 bn - 1.5 bn)	0	0.00%
Micro-Cap (0.0 bn - 0.2 bn)	0	0.00%

Index Components

Top Components by Weight	Country	Weight	Best Performing Components	YTD	1 Day
COINBASE GLOBAL INC -CLASS A	US	11.87%	TESLA INC	-1.96%	7.36%
NVIDIA CORP	US	10.17%	MICROSOFT CORP	21.64%	1.77%
TESLA INC	US	10.01%	APPLE INC	-6.20%	1.76%
ALPHABET INC-CL A	US	9.86%	META PLATFORMS INC	29.26%	0.62%
META PLATFORMS INC	US	9.22%	NVIDIA CORP	32.44%	0.37%
MICROSOFT CORP	US	8.48%			
AMAZON.COM INC	US	8.15%			
APPLE INC	US	7.38%			
Subtotal		75.14%			

Worst Performing Components	YTD	1 Day
AMAZON.COM INC	3.99%	-0.78%
COINBASE GLOBAL INC -CLASS A	30.10%	-0.28%
ISHARES BITCOIN TRUST ETF	-	-
ISHARES ETHEREUM TRUST ETF	-	-
ALPHABET INC-CL A	27.63%	0.18%

Symbols

	Symbol	ISIN	WKN	Sedol	Bloomberg	Reuters	Telekurs
Price Return	MVM7PPR	DE000A4APW39	A4APW3	BPBRMJ7	MVM7PPR	.MVM7PPR	148323184
Total Return Net	MVM7PTR	DE000A4APW47	A4APW4	BPBRMK8	MVM7PTR	.MVM7PTR	148323190
Total Return Gross	MVM7PTRG	DE000A4APW54	A4APW5	BPBRMM0	MVM7PTRG	.MVM7PTRG	148323193

MarketVector™ Mag7 Plus Crypto Index

For further information visit www.marketvector.com

Nothing on this factsheet shall be considered a solicitation to buy or an offer to sell a security, or any other product or service, to any person in any jurisdiction where such offer, solicitation, purchase or sale would be unlawful under the laws of such jurisdiction. Neither MarketVector Indexes GmbH nor any of its licensors makes any warranties or representations, express or implied, to the user with respect to any of the data contained herein. The data is provided for informational purposes only, and the Company shall not be responsible or liable for the accuracy, usefulness or availability of any information transmitted or made available through it. The MarketVector™ family of indexes (MarketVector™, Bluestar®, MVIS®) is protected through various intellectual property rights and unfair competition and misappropriation laws. MVIS® is a registered trademark of Van Eck Associates Corporation that has been licensed to MarketVector Indexes GmbH. MarketVector™ and MarketVector Indexes™ are pending trademarks of Van Eck Associates Corporation. BlueStar®, BlueStar Indexes®, BIGI® and BIGITech® are trademarks of MarketVector Indexes GmbH. You require a licence to launch any product whose performance is linked to the value of a particular MarketVector™ Index and for all use of the MarketVector™ name or name of the MarketVector™ Index in the marketing of the product.