

## MVIS® Australia Resources (AUD) Index

The MVIS® Australia Resources Index (MVMVR) tracks the performance of the largest and most liquid companies in the natural resources industries incorporated in Australia and listed on the Australia Stock Exchange. This is a modified market cap-weighted index, and it also includes non-local companies incorporated outside Australia which are listed on the ASX that generate at least 50% of their revenue from Australian natural resources, such as physical energy commodities, mining, mining services, mining-related transportation, and producers of mining equipment and machinery. MVMVR covers at least 90% of the investable universe and is calculated in Australian Dollars.

### Key Features

#### Size and Liquidity Requirements

Full MCap of at least 150 mln USD. Three month average-daily-trading volume of at least 1 mln USD at a review and also at the previous two reviews. At least 250,000 shares traded per month over the last six months at a review and also at the previous two reviews.

#### Pure-Play

Companies have to generate at least 50% revenues from the Australian resources sector.

#### Diversification

Company weightings are capped at 8%.

#### Review

Quarterly.



Index 1,799.99/0.00 1,745.41/1,370.68

### Index Data

#### INDEX PARAMETERS

<b>Launch Date</b>	21 Dec 2012	<b>Components</b>	28
<b>Type</b>	Hard Asset	<b>Volatility</b> (250 days)	18.39
<b>Currency</b>	AUD	<b>Full MCap</b> bn USD	499.86
<b>Base Date</b>	29 Dec 2006	<b>Float MCap</b> bn USD	362.65
<b>Base Value</b>	1,000.00	<b>Correlation*</b> (250 days)	0.68

\* MSCI Australia

#### FUNDAMENTALS\*

<b>Price/Earnings Trailing</b>	16.51
<b>Price/Book</b>	1.60
<b>Price/Sales</b>	1.54
<b>Price/Cash Flow</b>	6.44
<b>Dividend Yield</b>	4.55

\* as of 31 Jul 2024

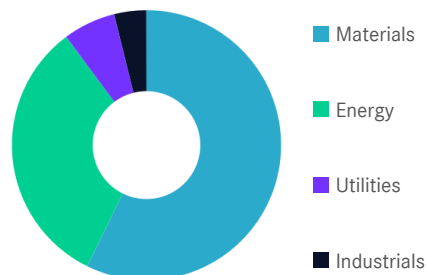
#### ANNUALISED PERFORMANCE\*

<b>1 Month</b>	-6.84%
<b>1 Year</b>	-20.05%
<b>3 Years</b>	0.59%
<b>5 Years</b>	1.20%
<b>7 Years</b>	-

\* Total Return Net Index

### Sector Weightings

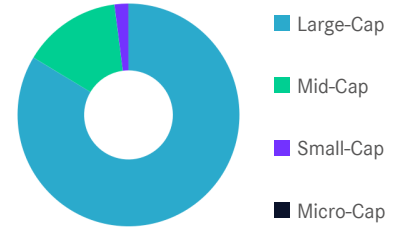

Sector	Count	Weight
Materials	17	57.28%
Energy	8	32.54%
Utilities	1	6.31%
Industrials	2	3.87%



## MVIS<sup>®</sup> Australia Resources (AUD) Index

### Country and Size Weightings

Country	Count	Weight
Australia	28	100.00%



Size	Count	Weight
Large-Cap (> 6 bn)	17	83.62%
Mid-Cap (1.5 bn - 6 bn)	8	14.35%
Small-Cap (0.2 bn - 1.5 bn)	3	2.03%
Micro-Cap (0.0 bn - 0.2 bn)	0	0.00%

### Index Components

Top Components by Weight	Country	Weight	Best Performing Components	YTD	1 Day
BHP GROUP LTD	AU	8.43%	NORTHERN STAR RESOURCES LTD	9.11%	1.32%
WOODSIDE ENERGY GROUP LTD	AU	8.24%	INCITEC PIVOT LTD	18.75%	1.19%
RIO TINTO LTD	AU	6.85%	EVOLUTION MINING LTD	1.01%	0.88%
SANTOS LTD	AU	6.59%	AURIZON HOLDINGS LTD	-9.11%	0.78%
ORIGIN ENERGY LTD	AU	6.31%	REGIS RESOURCES LTD	-19.89%	0.72%
FORTESCUE METALS GROUP LTD	AU	5.77%			
NORTHERN STAR RESOURCES LTD	AU	5.75%			
WH SOUL PATTINSON & CO LTD ORD	AU	5.30%	<b>Worst Performing Components</b>	<b>YTD</b>	<b>1 Day</b>
SOUTH32 LTD	AU	4.88%	PILBARA MINERALS LTD	-39.97%	-6.71%
ORICA LTD ORD	AU	3.92%	WHITEHAVEN COAL LTD	-21.30%	-5.68%
EVOLUTION MINING LTD	AU	3.47%	PALADIN ENERGY LTD	-16.79%	-5.03%
WORLEY LTD	AU	3.38%	MINERAL RESOURCES LTD ORD	-56.79%	-4.93%
<b>Subtotal</b>		68.89%	LIONTOWN RESOURCES LTD	-64.52%	-4.92%

### Symbols

	Symbol	ISIN	WKN	Sedol	Bloomberg	Reuters	Telekurs
Price Return	MVMVR	DE000SLA0BW5	SLA0BW	B805C93	MVMVR	.MVMVR	20329825
Total Return Net	MVMVRTR	DE000SLA0BY1	SLA0BY	B7Y48S0	MVMVRTR	.MVMVRTR	20329828
Total Return Gross	MVMVRTRG	DE000SLA0BZ8	SLA0BZ	B85R346	MVMVRTRG	.MVMVRTRG	20801243

## MVIS® Australia Resources (AUD) Index

---

For further information visit [www.marketvector.com](http://www.marketvector.com)

Nothing on this factsheet shall be considered a solicitation to buy or an offer to sell a security, or any other product or service, to any person in any jurisdiction where such offer, solicitation, purchase or sale would be unlawful under the laws of such jurisdiction. Neither MarketVector Indexes GmbH nor any of its licensors makes any warranties or representations, express or implied, to the user with respect to any of the data contained herein. The data is provided for informational purposes only, and the Company shall not be responsible or liable for the accuracy, usefulness or availability of any information transmitted or made available through it. The MarketVector™ family of indexes (MarketVector™, Bluestar®, MVIS®) is protected through various intellectual property rights and unfair competition and misappropriation laws. MVIS® is a registered trademark of Van Eck Associates Corporation that has been licensed to MarketVector Indexes GmbH. MarketVector™ and MarketVector Indexes™ are pending trademarks of Van Eck Associates Corporation. BlueStar®, BlueStar Indexes®, BIGI® and BIGITech® are trademarks of MarketVector Indexes GmbH. You require a licence to launch any product whose performance is linked to the value of a particular MarketVector™ Index and for all use of the MarketVector™ name or name of the MarketVector™ Index in the marketing of the product.