

## MVIS® US Listed Oil Services 25 Index

The MVIS® US Listed Oil Services 25 Index (MVOIH) tracks the performance of the largest and most liquid companies in the oil services industry that are listed in the US. This is a modified market cap-weighted index, and only includes companies that generate 50% of their revenue from oil equipment, oil services, or oil drilling. MVOIH tracks the 25 largest and most heavily-traded oil service companies.

### Key Features

#### Size and Liquidity Requirements

Full MCap of at least 150 mln USD. Three month average-daily-trading volume of at least 1 mln USD at a review and also at the previous two reviews. At least 250,000 shares traded per month over the last six months at a review and also at the previous two reviews.

#### Pure-Play

Companies have to generate at least 50% revenues from oil services.

#### Diversification

Company weightings are capped at 20%.

#### Review

Semi-annually in March and September with quarterly rebalances.



Index 2,976.38/156.37 838.02/635.35

### Index Data

#### INDEX PARAMETERS

<b>Launch Date</b>	12 Aug 2011	<b>Components</b>	24
<b>Type</b>	Hard Asset	<b>Volatility</b> (250 days)	25.81
<b>Currency</b>	USD	<b>Full MCap</b> bn USD	199.27
<b>Base Date</b>	29 Sep 2000	<b>Float MCap</b> bn USD	121.25
<b>Base Value</b>	1,000.00	<b>Correlation*</b> (250 days)	0.94

\* MSCI ACWI Energy Equipment & Services

#### FUNDAMENTALS\*

<b>Price/Earnings Trailing</b>	15.10
<b>Price/Book</b>	1.81
<b>Price/Sales</b>	1.37
<b>Price/Cash Flow</b>	7.95
<b>Dividend Yield</b>	1.72

\* as of 31 Jul 2024


#### ANNUALISED PERFORMANCE\*

<b>1 Month</b>	-6.98%
<b>1 Year</b>	-22.40%
<b>3 Years</b>	13.76%
<b>5 Years</b>	2.39%
<b>7 Years</b>	-1.88%

\* Total Return Net Index

### Sector Weightings

Sector	Count	Weight
Energy	24	100.00%

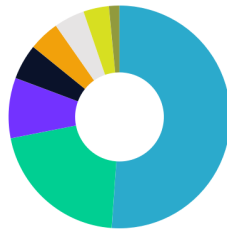


■ Energy

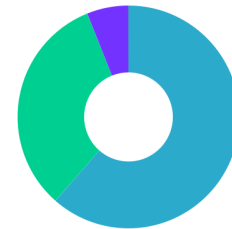
## MVIS® US Listed Oil Services 25 Index

### Country and Size Weightings

Country	Count	Weight
United States	15	51.14%
Curacao	1	20.79%
United Kingdom	2	8.77%
Luxembourg	1	5.13%
Ireland	1	4.46%
Bermuda	2	4.45%
Switzerland	1	3.73%
Netherlands	1	1.53%



■ US  
■ CW  
■ GB  
■ LU  
■ IE  
■ BM  
■ CH  
■ NL



■ Large-Cap  
■ Mid-Cap  
■ Small-Cap  
■ Micro-Cap

Size	Count	Weight
Large-Cap (> 6 bn)	7	61.45%
Mid-Cap (1.5 bn - 6 bn)	10	32.48%
Small-Cap (0.2 bn - 1.5 bn)	7	6.08%
Micro-Cap (0.0 bn - 0.2 bn)	0	0.00%

### Index Components

Top Components by Weight	Country	Weight	Best Performing Components	YTD	1 Day
SCHLUMBERGER NV	CW	20.79%	RPC INC	-16.52%	1.02%
BAKER HUGHES CO	US	11.83%	INNOVEX INTERNATIONAL INC	0.00%	0.00%
HALLIBURTON CO	US	9.63%	BAKER HUGHES CO	1.28%	-0.50%
TENARIS SA-ADR	LU	5.13%	PROPETRO HOLDING CORP	-12.53%	-0.54%
TECHNIPFMC PLC	GB	4.96%	TENARIS SA-ADR	-15.94%	-0.70%
CHAMPIONX CORP	US	4.69%			
NOV INC	US	4.64%			
WEATHERFORD INTERNATIONAL PLC	IE	4.46%			
CACTUS INC	US	4.09%			
NOBLE CORP PLC	GB	3.81%			
TRANSOCEAN LTD	CH	3.73%			
VALARIS PLC	BM	3.67%			
<b>Subtotal</b>		81.44%			
			<b>Worst Performing Components</b>	<b>YTD</b>	<b>1 Day</b>
			OCEANEERING INTL INC	10.90%	-4.80%
			TECHNIPFMC PLC	19.96%	-4.64%
			HELIX ENERGY SOLUTIONS GROUP	-5.16%	-3.94%
			NOBLE CORP PLC	-28.40%	-3.89%
			WEATHERFORD INTERNATIONAL PLC	-7.74%	-3.48%

### Symbols

	Symbol	ISIN	WKN	Sedol	Bloomberg	Reuters	Telekurs
<b>Price Return</b>	MVOIH	DE000SLA0LQ6	SLA0LQ	B3XM0Z8	MVOIH	.MVOIH	13624422
<b>Total Return Net</b>	MVOIHTR	DE000SLA0LR4	SLA0LR	B4QBTG3	MVOIHTR	.MVOIHTR	13624426
<b>Total Return Gross</b>	MVOIHTRG	DE000SLA1CG4	SLA1CG	B8S88Q3	MVOIHTRG	.MVOIHTRG	20729408

## MVIS® US Listed Oil Services 25 Index

---

For further information visit [www.marketvector.com](http://www.marketvector.com)

Nothing on this factsheet shall be considered a solicitation to buy or an offer to sell a security, or any other product or service, to any person in any jurisdiction where such offer, solicitation, purchase or sale would be unlawful under the laws of such jurisdiction. Neither MarketVector Indexes GmbH nor any of its licensors makes any warranties or representations, express or implied, to the user with respect to any of the data contained herein. The data is provided for informational purposes only, and the Company shall not be responsible or liable for the accuracy, usefulness or availability of any information transmitted or made available through it. The MarketVector™ family of indexes (MarketVector™, Bluestar®, MVIS®) is protected through various intellectual property rights and unfair competition and misappropriation laws. MVIS® is a registered trademark of Van Eck Associates Corporation that has been licensed to MarketVector Indexes GmbH. MarketVector™ and MarketVector Indexes™ are pending trademarks of Van Eck Associates Corporation. BlueStar®, BlueStar Indexes®, BIGI® and BIGITech® are trademarks of MarketVector Indexes GmbH. You require a licence to launch any product whose performance is linked to the value of a particular MarketVector™ Index and for all use of the MarketVector™ name or name of the MarketVector™ Index in the marketing of the product.