

MVIS® US Listed Pharmaceutical 25 Index

The MVIS® US Listed Pharmaceutical 25 Index (MVPPH) tracks the performance of the 25 largest and most liquid US exchange-listed companies in the pharmaceutical industry. This is a modified market cap-weighted index, and only includes companies that generate at least 50% of their revenue from pharmaceutical related products and services, such as research and development, production, or marketing and sales.

Key Features

Size and Liquidity Requirements

Full MCap of at least 150 mln USD. Three month average-daily-trading volume of at least 1 mln USD at a review and also at the previous two reviews. At least 250,000 shares traded per month over the last six months at a review and also at the previous two reviews.

Pure-Play

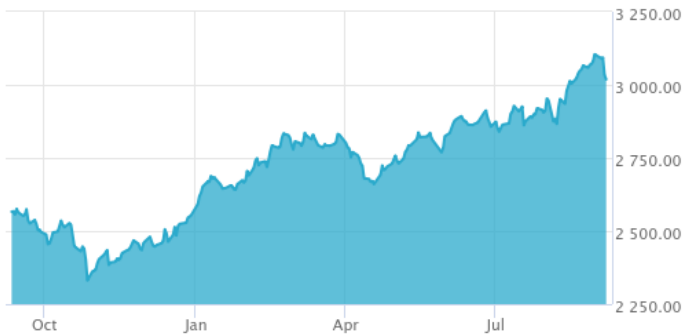
Companies have to generate at least 50% revenues from pharmaceuticals.

Diversification

Company weightings are capped at 20%.

Review

Semi-annually in March and September with quarterly rebalances.



Index 3,104.47/551.16 3,104.47/2,331.26

Index Data

INDEX PARAMETERS

Launch Date	12 Aug 2011	Components	25
Type	Sector	Volatility (250 days)	11.23
Currency	USD	Full MCap bn USD	3,712.48
Base Date	29 Sep 2000	Float MCap bn USD	2,960.13
Base Value	1,000.00	Correlation* (250 days)	0.89

* MSCI ACWI Pharmaceuticals

FUNDAMENTALS*

Price/Earnings Trailing	48.30
Price/Book	3.72
Price/Sales	1.39
Price/Cash Flow	14.13
Dividend Yield	2.25

* as of 31 Jul 2024

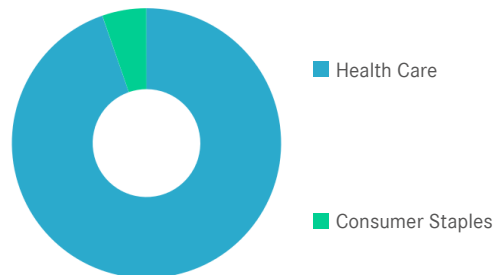
ANNUALISED PERFORMANCE*

1 Month	4.66%
1 Year	20.18%
3 Years	7.80%
5 Years	10.86%
7 Years	4.72%

* Total Return Net Index

Sector Weightings

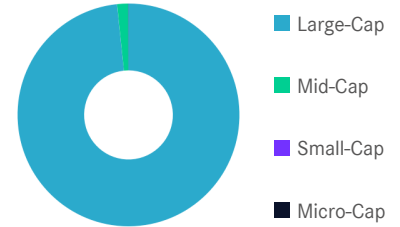
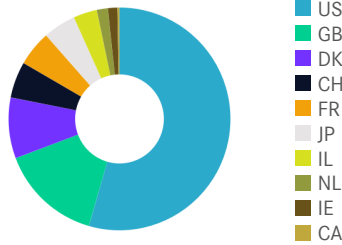
Sector	Count	Weight
Health Care	24	94.67%
Consumer Staples	1	5.33%



MVIS® US Listed Pharmaceutical 25 Index

Country and Size Weightings

Country	Count	Weight
United States	13	54.45%
United Kingdom	3	14.82%
Denmark	1	8.84%
Switzerland	1	5.27%
France	1	5.11%
Japan	1	4.76%
Israel	1	3.46%
Netherlands	1	1.61%
Ireland	2	1.38%
Canada	1	0.30%



Size	Count	Weight
Large-Cap (> 6 bn)	21	98.35%
Mid-Cap (1.5 bn - 6 bn)	4	1.65%
Small-Cap (0.2 bn - 1.5 bn)	0	0.00%
Micro-Cap (0.0 bn - 0.2 bn)	0	0.00%

Index Components

Top Components by Weight	Country	Weight	Best Performing Components	YTD	1 Day
ELI LILLY & CO	US	12.57%	ZOETIS INC	-3.40%	1.41%
NOVO-NORDISK A/S-SPONS ADR	DK	8.84%	GSK PLC-SPON ADR	21.02%	1.25%
JOHNSON & JOHNSON	US	6.37%	BAUSCH HEALTH COS INC	-22.83%	0.60%
ABBVIE INC	US	5.93%	ABBVIE INC	28.37%	0.28%
HALEON PLC	GB	5.33%	NOVO-NORDISK A/S-SPONS ADR	27.76%	0.19%
NOVARTIS AG-SPONSORED ADR	CH	5.27%			
MERCK & CO. INC.	US	5.12%			
SANOFI-ADR	FR	5.11%			
ASTRAZENECA PLC-SPONS ADR	GB	4.94%			
BRISTOL-MYERS SQUIBB CO	US	4.92%			
TAKEDA PHARM-ADR	JP	4.76%			
ZOETIS INC	US	4.62%			
Subtotal		73.78%			
			Worst Performing Components	YTD	1 Day
			ORGANON & CO	48.23%	-4.07%
			MYLAN NV	7.36%	-3.43%
			BRISTOL-MYERS SQUIBB CO	-1.40%	-2.21%
			MCKESSON CORP	9.28%	-2.06%
			TEVA PHARMACEUTICAL-SP ADR	73.18%	-1.90%

Symbols

	Symbol	ISIN	WKN	Sedol	Bloomberg	Reuters	Telekurs
Price Return	MVPPH	DE000SLA0LS2	SLA0LS	B4RGLR2	MVPPH	.MVPPH	13624427
Total Return Net	MVPPHTR	DE000SLA0LT0	SLA0LT	B4LWXJ2	MVPPHTR	.MVPPHTR	13624431
Total Return Gross	MVPPHTRG	DE000SLA1CM2	SLA1CM	B88HTJ0	MVPPHTRG	.MVPPHTRG	20729426

MVIS® US Listed Pharmaceutical 25 Index

For further information visit www.marketvector.com

Nothing on this factsheet shall be considered a solicitation to buy or an offer to sell a security, or any other product or service, to any person in any jurisdiction where such offer, solicitation, purchase or sale would be unlawful under the laws of such jurisdiction. Neither MarketVector Indexes GmbH nor any of its licensors makes any warranties or representations, express or implied, to the user with respect to any of the data contained herein. The data is provided for informational purposes only, and the Company shall not be responsible or liable for the accuracy, usefulness or availability of any information transmitted or made available through it. The MarketVector™ family of indexes (MarketVector™, Bluestar®, MVIS®) is protected through various intellectual property rights and unfair competition and misappropriation laws. MVIS® is a registered trademark of Van Eck Associates Corporation that has been licensed to MarketVector Indexes GmbH. MarketVector™ and MarketVector Indexes™ are pending trademarks of Van Eck Associates Corporation. BlueStar®, BlueStar Indexes®, BIGI® and BIGITech® are trademarks of MarketVector Indexes GmbH. You require a licence to launch any product whose performance is linked to the value of a particular MarketVector™ Index and for all use of the MarketVector™ name or name of the MarketVector™ Index in the marketing of the product.