

MVIS® Global Rare Earth/Strategic Metals Index

The MVIS® Global Rare Earth/Strategic Metals Index (MVREMX) tracks the performance of the largest and most liquid companies in the global rare earth and strategic metals industry. This is a modified market cap-weighted index, and only includes companies that generate at least 50% of their revenue from rare earth and strategic metals or that have ongoing mining projects that have the potential to generate at least 50% of the company's revenue from rare earth and strategic metals. The index includes refiners, recyclers, and producers of rare earth and strategic metals and minerals. MVREMX covers at least 90% of the investable universe.

Key Features

Size and Liquidity Requirements

Full MCap of at least 150 mln USD. Three month average-daily-trading volume of at least 1 mln USD at a review and also at the previous two reviews. At least 250,000 shares traded per month over the last six months at a review and also at the previous two reviews.

Pure-Play

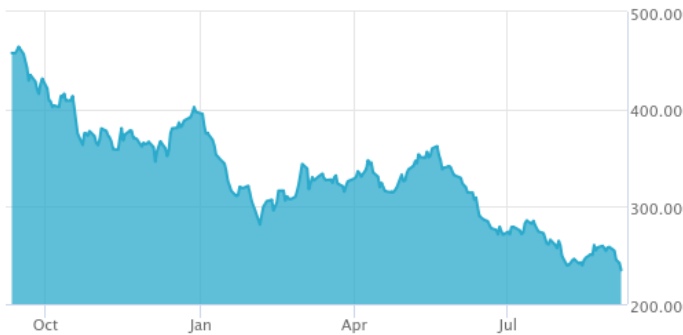
Companies have to generate at least 50% revenues from rare earth and strategic metals.

Diversification

Company weightings are capped at 8%.

Review

Quarterly.



Index 1,757.43/160.36 464.08/234.87

Index Data

INDEX PARAMETERS

Launch Date	13 Oct 2010	Components	24
Type	Hard Asset	Volatility (250 days)	29.29
Currency	USD	Full MCap bn USD	58.57
Base Date	28 Dec 2007	Float MCap bn USD	29.49
Base Value	1,000.00	Correlation* (250 days)	0.78

* MVIS Global Clean-Tech Metals ex-China Index

FUNDAMENTALS*

Price/Earnings Trailing	10.91
Price/Book	1.47
Price/Sales	1.40
Price/Cash Flow	6.36
Dividend Yield	1.98

* as of 31 Jul 2024

ANNUALISED PERFORMANCE*

1 Month	-2.24%
1 Year	-49.28%
3 Years	-30.86%
5 Years	-0.04%
7 Years	-8.31%

* Total Return Net Index

Sector Weightings

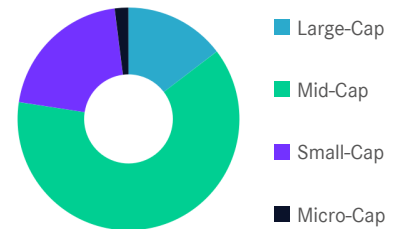
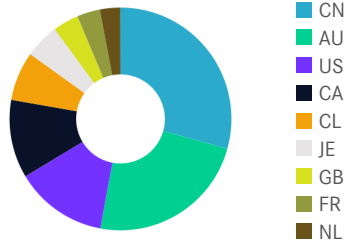
Sector	Count	Weight
Materials	24	100.00%



MVIS® Global Rare Earth/Strategic Metals Index

Country and Size Weightings

Country	Count	Weight
China	7	29.33%
Australia	5	23.59%
United States	2	13.46%
Canada	5	11.37%
Chile	1	7.13%
Jersey	1	5.02%
United Kingdom	1	3.75%
France	1	3.35%
Netherlands	1	2.99%



Size	Count	Weight
Large-Cap (> 6 bn)	2	14.65%
Mid-Cap (1.5 bn - 6 bn)	12	62.77%
Small-Cap (0.2 bn - 1.5 bn)	8	20.58%
Micro-Cap (0.0 bn - 0.2 bn)	2	2.00%

Index Components

Top Components by Weight	Country	Weight	Best Performing Components	YTD	1 Day
LYNAS RARE EARTHS LTD	AU	7.52%	MP MATERIALS CORP	-29.92%	1.61%
PILBARA MINERALS LTD	AU	7.48%	LYNAS RARE EARTHS LTD	-7.11%	0.17%
CHINA NORTHERN RARE EARTH GROUP HIGH	CN	7.45%	JIANGXI GANFENG LITHIUM CO LTD	-40.17%	0.03%
ALBEMARLE CORP	US	7.20%	TIANQI LITHIUM CORP-H	-52.05%	0.03%
QUIMICA Y MINERA CHIL-SP ADR	CL	7.13%	JINDUICHENG MOLYBDENUM CO LTD CLASS	5.39%	-0.87%
MP MATERIALS CORP	US	6.26%			
XIAMEN TUNGSTEN CO LTD-A	CN	5.53%			
JINDUICHENG MOLYBDENUM CO LTD CLASS	CN	5.27%			
ARCADIUM LITHIUM PLC	JE	5.02%			
ILUKA RESOURCES LTD	AU	4.63%			
TRONOX HOLDINGS PLC	GB	3.75%			
SIGMA LITHIUM CORP	CA	3.61%			
Subtotal		70.84%			
			Worst Performing Components	YTD	1 Day
			ALBEMARLE CORP	-46.39%	-6.90%
			PILBARA MINERALS LTD	-39.97%	-6.71%
			PATRIOT BATTERY METALS INC	-67.03%	-5.99%
			ARCADIUM LITHIUM PLC	-66.81%	-5.44%
			LITHIUM ARGENTINA CORP	-63.45%	-5.33%

Symbols

	Symbol	ISIN	WKN	Sedol	Bloomberg	Reuters	Telekurs
Price Return	MVREMX	DE000SLA0RE9	SLA0RE	B4QYVK0	MVREMX	.MVREMX	11888315
Total Return Net	MVREMXTR	DE000SLA0RF6	SLA0RF	B4V5FZ1	MVREMXTR	.MVREMXTR	11888308
Total Return Gross	-	-	-	-	-	-	-

MVIS® Global Rare Earth/Strategic Metals Index

For further information visit www.marketvector.com

Nothing on this factsheet shall be considered a solicitation to buy or an offer to sell a security, or any other product or service, to any person in any jurisdiction where such offer, solicitation, purchase or sale would be unlawful under the laws of such jurisdiction. Neither MarketVector Indexes GmbH nor any of its licensors makes any warranties or representations, express or implied, to the user with respect to any of the data contained herein. The data is provided for informational purposes only, and the Company shall not be responsible or liable for the accuracy, usefulness or availability of any information transmitted or made available through it. The MarketVector™ family of indexes (MarketVector™, Bluestar®, MVIS®) is protected through various intellectual property rights and unfair competition and misappropriation laws. MVIS® is a registered trademark of Van Eck Associates Corporation that has been licensed to MarketVector Indexes GmbH. MarketVector™ and MarketVector Indexes™ are pending trademarks of Van Eck Associates Corporation. BlueStar®, BlueStar Indexes®, BIGI® and BIGITech® are trademarks of MarketVector Indexes GmbH. You require a licence to launch any product whose performance is linked to the value of a particular MarketVector™ Index and for all use of the MarketVector™ name or name of the MarketVector™ Index in the marketing of the product.