

MVIS® US Listed Semiconductor 10% Capped ESG Index

The MVIS® US Listed Semiconductor 10% Capped ESG Index (MVSMC) tracks the performance of the 25 largest and most liquid US exchange-listed companies in the semiconductor industry, employing a 10% capping scheme. MVSMC only includes companies that generate at least 50% of their revenue from semiconductors or semiconductor equipment.

Key Features



Index 16,874.19/966.63 16,874.19/12,447.02

Size and Liquidity Requirements

Full MCap of at least 150 mln USD. Three month average-daily-trading volume of at least 1 mln USD at a review and also at the previous two reviews. At least 250,000 shares traded per month over the last six months at a review and also at the previous two reviews.

Pure-Play

Companies have to generate at least 50% revenues from semiconductors.

Diversification

Company weightings are capped at 10%.

Review

Semi-annually in March and September with quarterly rebalances.

Index Data

INDEX PARAMETERS

Launch Date	13 Aug 2020	Components	25
Type	Sector	Volatility (250 days)	35.61
Currency	USD	Full MCap bn USD	6,618.76
Base Date	31 Dec 2011	Float MCap bn USD	5,450.42
Base Value	1,000.00	Correlation* (250 days)	0.99

* MVIS US Listed Semiconductor 25 Index

FUNDAMENTALS*

Price/Earnings Trailing	53.57
Price/Book	5.86
Price/Sales	7.67
Price/Cash Flow	24.54
Dividend Yield	0.99

* as of 28 Feb 2025

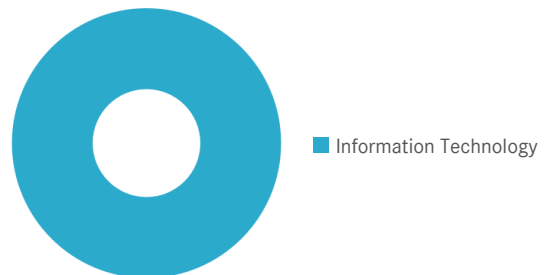
ANNUALISED PERFORMANCE*

1 Month	-9.83%
1 Year	-4.03%
3 Years	17.99%
5 Years	26.77%
Since Inception	21.59%

* Total Return Net Index

Sector Weightings

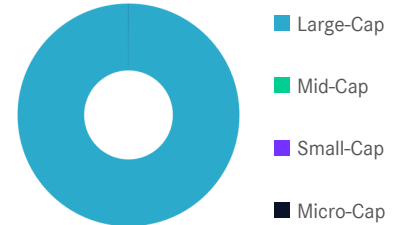
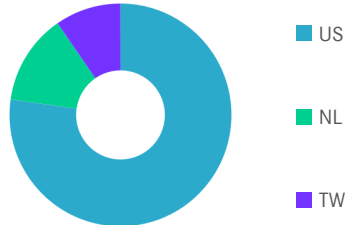
Sector	Count	Weight
Information Technology	25	100.00%



MVIS® US Listed Semiconductor 10% Capped ESG Index

Country and Size Weightings

Country	Count	Weight
United States	21	77.24%
Netherlands	3	13.15%
Taiwan	1	9.61%



Size	Count	Weight
Large-Cap (> 6 bn)	25	100.00%
Mid-Cap (1.5 bn - 6 bn)	0	0.00%
Small-Cap (0.2 bn - 1.5 bn)	0	0.00%
Micro-Cap (0.0 bn - 0.2 bn)	0	0.00%

Index Components

Top Components by Weight	Country	Weight	Best Performing Components	YTD	1 Day
BROADCOM INC	US	11.46%	MICRON TECHNOLOGY INC	19.76%	6.23%
ASML HOLDING NV-NY REG SHS	NL	10.73%	MONOLITHIC POWER SYSTEMS INC	2.43%	6.10%
TAIWAN SEMICONDUCTOR-SP ADR	TW	9.61%	NVIDIA CORP	-9.39%	5.27%
NVIDIA CORP	US	9.38%	KLA CORP	13.41%	4.62%
QUALCOMM INC	US	6.87%	LAM RESEARCH CORP	9.26%	4.56%
ADVANCED MICRO DEVICES	US	6.63%			
TEXAS INSTRUMENTS INC	US	6.35%			
APPLIED MATERIALS INC	US	4.75%			
MICRON TECHNOLOGY INC	US	4.25%			
INTEL CORP	US	4.14%			
LAM RESEARCH CORP	US	4.00%			
ANALOG DEVICES INC	US	3.89%			
Subtotal		82.06%			
			Worst Performing Components	YTD	1 Day
			MARVELL TECHNOLOGY INC	-37.73%	-0.03%
			TAIWAN SEMICONDUCTOR-SP ADR	-11.85%	1.46%
			INTEL CORP	19.95%	1.48%
			TEXAS INSTRUMENTS INC	-5.22%	1.62%
			TERADYNE INC	-31.04%	1.65%

Symbols

	Symbol	ISIN	WKN	Sedol	Bloomberg	Reuters	Telekurs
Price Return	MVSMC	DE000SLOBFA1	SLOBFA	BKPVBK4	MVSMC	.MVSMC	56586692
Total Return Net	MVSMCTR	DE000SLOBFB9	SLOBFB	BKPVBM6	MVSMCTR	.MVSMCTR	56586690
Total Return Gross	MVSMCTRG	DE000SLOBFC7	SLOBFC	BKPVBL5	MVSMCTRG	.MVSMCTRG	56586688

MVIS® US Listed Semiconductor 10% Capped ESG Index

For further information visit www.marketvector.com

Nothing on this factsheet shall be considered a solicitation to buy or an offer to sell a security, or any other product or service, to any person in any jurisdiction where such offer, solicitation, purchase or sale would be unlawful under the laws of such jurisdiction. Neither MarketVector Indexes GmbH nor any of its licensors makes any warranties or representations, express or implied, to the user with respect to any of the data contained herein. The data is provided for informational purposes only, and the Company shall not be responsible or liable for the accuracy, usefulness or availability of any information transmitted or made available through it. The MarketVector™ family of indexes (MarketVector™, BlueStar®, MVIS®) is protected through various intellectual property rights and unfair competition and misappropriation laws. MVIS® is a registered trademark of Van Eck Associates Corporation that has been licensed to MarketVector Indexes GmbH. MarketVector™ and MarketVector Indexes™ are pending trademarks of Van Eck Associates Corporation. BlueStar®, BlueStar Indexes®, BIGI® and BIGITech® are trademarks of MarketVector Indexes GmbH. You require a licence to launch any product whose performance is linked to the value of a particular MarketVector™ Index and for all use of the MarketVector™ name or name of the MarketVector™ Index in the marketing of the product.