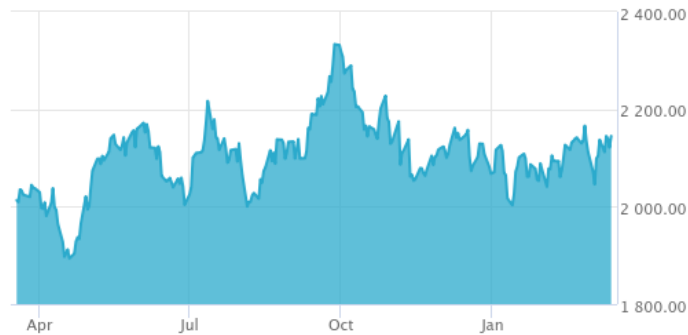


# MVIS® Global Low Carbon Energy Index

The MVIS® Global Low Carbon Energy Index (MVSMOG) tracks the performance of the largest and most liquid companies in the global low carbon energy industry. This is a modified market cap-weighted index, and only includes companies that generate at least 50% of their revenue from renewable sources of energy, the development of related technologies, or sustainable building products that reduce energy consumption. MVSMOG covers at least 95% of the investable universe.

## Key Features



Index 3,991.37/871.06 2,333.21/1,893.91

### Size and Liquidity Requirements

Full MCap of at least 150 mln USD. Three month average-daily-trading volume of at least 1 mln USD at a review and also at the previous two reviews. At least 250,000 shares traded per month over the last six months at a review and also at the previous two reviews.

### Universe

Companies have to derive 50% of revenue or operating activity from the production of, or technology related to renewable energy or energy efficiency.

### Diversification

Company weightings are capped at 8%.

### Review

Quarterly.

## Index Data

### INDEX PARAMETERS

<b>Launch Date</b>	23 Feb 2021	<b>Components</b>	58
<b>Type</b>	Sector	<b>Volatility</b> (250 days)	18.79
<b>Currency</b>	USD	<b>Full MCap</b> bn USD	1,537.50
<b>Base Date</b>	31 Dec 2015	<b>Float MCap</b> bn USD	1,116.57
<b>Base Value</b>	1,000.00	<b>Correlation*</b> (250 days)	0.79

\* S&P Global Clean Energy

### FUNDAMENTALS\*

<b>Price/Earnings Trailing</b>	89.72
<b>Price/Book</b>	2.02
<b>Price/Sales</b>	1.43
<b>Price/Cash Flow</b>	8.91
<b>Dividend Yield</b>	2.00

\* as of 28 Feb 2025

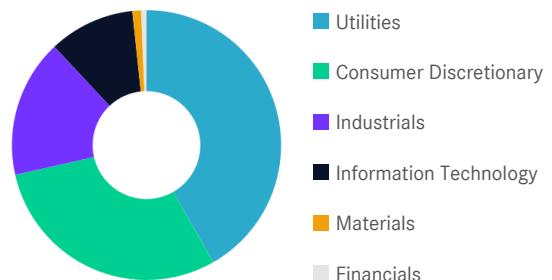
### ANNUALISED PERFORMANCE\*

<b>1 Month</b>	0.85%
<b>1 Year</b>	6.55%
<b>3 Years</b>	-6.71%
<b>5 Years</b>	8.80%
<b>Since Inception</b>	8.64%

\* Total Return Net Index

## Sector Weightings

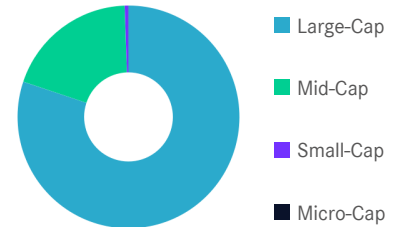
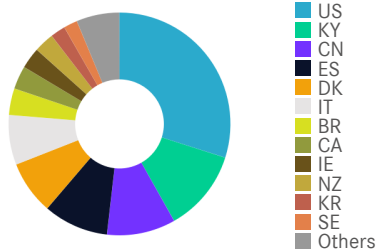
Sector	Count	Weight
Utilities	24	41.74%
Consumer Discretionary	11	29.72%
Industrials	11	16.54%
Information Technology	9	10.32%
Materials	2	1.05%
Financials	1	0.63%



# MVIS® Global Low Carbon Energy Index

## Country and Size Weightings

Country	Count	Weight
United States	16	29.91%
Cayman Islands	6	11.90%
China	3	10.01%
Spain	3	9.48%
Denmark	3	7.76%
Italy	2	7.24%
Brazil	3	3.86%
Canada	5	3.37%
Ireland	1	3.07%
New Zealand	3	2.93%
South Korea	2	2.18%
Sweden	1	2.00%
Others	10	6.28%



Size	Count	Weight
Large-Cap (> 6 bn)	27	80.13%
Mid-Cap (1.5 bn - 6 bn)	29	19.33%
Small-Cap (0.2 bn - 1.5 bn)	2	0.54%
Micro-Cap (0.0 bn - 0.2 bn)	0	0.00%

## Index Components

Top Components by Weight	Country	Weight	Best Performing Components	YTD	1 Day
BYD CO LTD	CN	8.56%	BYD CO LTD	44.63%	6.93%
NEXTERA ENERGY INC	US	8.04%	QUANTUMSCAPE CORP	-15.99%	5.06%
IBERDROLA SA	ES	7.73%	SUNRUN INC	-29.73%	4.67%
ENEL SPA	IT	6.93%	NIBE INDUSTRIER AB	13.81%	4.60%
TESLA INC	US	4.76%	OWENS CORNING INC	-14.71%	4.45%
XPENG INC - ADR	KY	4.75%			
VESTAS WIND SYSTEMS A/S	DK	4.04%			
LI AUTO INC	KY	3.27%	<b>Worst Performing Components</b>	<b>YTD</b>	<b>1 Day</b>
FIRST SOLAR INC	US	3.21%	XPENG INC - ADR	100.76%	-6.39%
KINGSPAN GROUP PLC	IE	3.07%	SAMSUNG SDI CO LTD	-21.69%	-6.18%
OWENS CORNING INC	US	2.86%	LI AUTO INC	14.46%	-4.39%
ORSTED A/S	DK	2.59%	ZHEJIANG LEAPMOTOR TECHNOLOG	47.54%	-4.09%
<b>Subtotal</b>		59.81%	NEOEN SA	2.35%	-2.71%

## Symbols

	Symbol	ISIN	WKN	Sedol	Bloomberg	Reuters	Telekurs
<b>Price Return</b>	MVSMOG	DE000SL0CSY2	SL0CSY	BM8QRP7	MVSMOG	.MVSMOG	110099625
<b>Total Return Net</b>	MVSMOGTR	DE000SL0CSZ9	SL0CSZ	BM8QRQ8	MVSMOGTR	.MVSMOGTR	110099628
<b>Total Return Gross</b>	-	-	-	-	-	-	-

## MVIS® Global Low Carbon Energy Index

---

For further information visit [www.marketvector.com](http://www.marketvector.com)

Nothing on this factsheet shall be considered a solicitation to buy or an offer to sell a security, or any other product or service, to any person in any jurisdiction where such offer, solicitation, purchase or sale would be unlawful under the laws of such jurisdiction. Neither MarketVector Indexes GmbH nor any of its licensors makes any warranties or representations, express or implied, to the user with respect to any of the data contained herein. The data is provided for informational purposes only, and the Company shall not be responsible or liable for the accuracy, usefulness or availability of any information transmitted or made available through it. The MarketVector™ family of indexes (MarketVector™, Bluestar®, MVIS®) is protected through various intellectual property rights and unfair competition and misappropriation laws. MVIS® is a registered trademark of Van Eck Associates Corporation that has been licensed to MarketVector Indexes GmbH. MarketVector™ and MarketVector Indexes™ are pending trademarks of Van Eck Associates Corporation. BlueStar®, BlueStar Indexes®, BIGI® and BIGITech® are trademarks of MarketVector Indexes GmbH. You require a licence to launch any product whose performance is linked to the value of a particular MarketVector™ Index and for all use of the MarketVector™ name or name of the MarketVector™ Index in the marketing of the product.