

MarketVector™ Stablecoin Technology Index

The MarketVector™ Stablecoin Technology Index (MVSTBQ) is a thematic index tracking the performance of companies and digital assets involved in the issuance of or technology related to stablecoins and stablecoinrelated payments technology.

Key Features



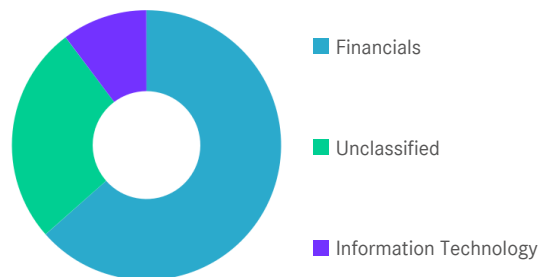
Index 2,728.11/1,000.00 2,728.11/1,457.25

Index Data

INDEX PARAMETERS		FUNDAMENTALS*		ANNUALISED PERFORMANCE*			
Launch Date	22 Dec 2025	Components	28	Price/Earnings Trailing	-67.15	1 Month	10.14%
Type	Sector	Volatility (250 days)	37.58	Price/Book	3.19	1 Year	-4.73%
Currency	USD	Full MCap bn USD	1,211.41	Price/Sales	0.40	3 Years	12.39%
Base Date	30 Dec 2022	Float MCap bn USD	965.40	Price/Cash Flow	12.89	5 Years	-
Base Value	1,000.00	Correlation* (250 days)	0.00	Dividend Yield	0.29	Since Inception	17.06%
		* -		* as of 30 Apr 2026		* Total Return Net Index	

Sector Weightings

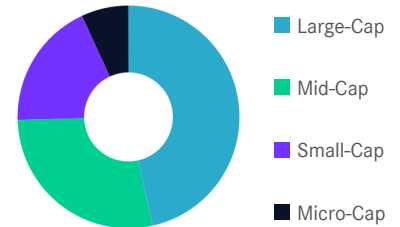
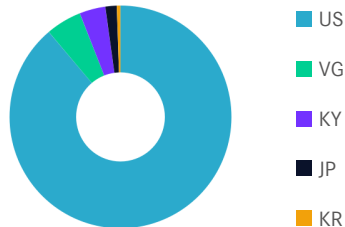
Sector	Count	Weight
Financials	19	63.50%
Unclassified	4	26.25%
Information Technology	5	10.25%



MarketVector™ Stablecoin Technology Index

Country and Size Weightings

Country	Count	Weight
United States	21	88.82%
British Virgin Islands	1	5.21%
Cayman Islands	4	3.78%
Japan	1	1.66%
South Korea	1	0.54%



Size	Count	Weight
Large-Cap (> 6 bn)	9	46.51%
Mid-Cap (1.5 bn - 6 bn)	9	28.07%
Small-Cap (0.2 bn - 1.5 bn)	8	18.51%
Micro-Cap (0.0 bn - 0.2 bn)	2	6.90%

Index Components

Top Components by Weight	Country	Weight	Best Performing Components	YTD	1 Day
GALAXY DIGITAL INC	US	7.12%	OSL GROUP LTD	-28.35%	1.75%
GRAYSCALE CHAINLINK TRUST	US	6.82%	FIGURE TECHNOLOGY SOLUTIONS INC	-3.28%	1.36%
ISHARES ETHEREUM TRUST ETF	US	6.60%	FLYWIRE CORP-VOTING	17.66%	1.22%
BITWISE SOLANA STAKING ETF	US	6.60%	PAYPAL HOLDINGS INC.	-21.93%	0.82%
BITWISE XRP ETF	US	6.23%	VISA INC-CLASS A SHARES	-6.54%	0.79%
BLOCK INC	US	5.43%			
CIRCLE INTERNET GROUP INC	US	5.34%			
ETORO GROUP LTD	VG	5.21%	Worst Performing Components	YTD	1 Day
VISA INC-CLASS A SHARES	US	5.14%	BAKKT HOLDINGS INC	-11.65%	-10.58%
COINBASE GLOBAL INC -CLASS A	US	5.09%	EXODUS MOVEMENT INC	-52.87%	-9.60%
FIGURE TECHNOLOGY SOLUTIONS INC	US	5.05%	BITGO HOLDINGS CL A	-35.70%	-8.33%
PAYPAL HOLDINGS INC.	US	4.85%	CIRCLE INTERNET GROUP INC	55.93%	-6.16%
Subtotal		69.48%	KONA I CO LTD	29.78%	-5.50%

Symbols

	Symbol	ISIN	WKN	Sedol	Bloomberg	Reuters	Telekurs
Price Return	MVSTBQ	DE000SLOSAX8	SLOSAX	BVVDRF8	MVSTBQ	.MVSTBQ	151555035
Total Return Net	MVSTBQTR	DE000SLOSAY6	SLOSAY	BVVDRJ2	MVSTBQTR	.MVSTBQTR	151555095
Total Return Gross	-	-	-	-	-	-	-

MarketVector™ Stablecoin Technology Index

For further information visit www.marketvector.com

Nothing on this factsheet shall be considered a solicitation to buy or an offer to sell a security, or any other product or service, to any person in any jurisdiction where such offer, solicitation, purchase or sale would be unlawful under the laws of such jurisdiction. Neither MarketVector Indexes GmbH nor any of its licensors makes any warranties or representations, express or implied, to the user with respect to any of the data contained herein. The data is provided for informational purposes only, and the Company shall not be responsible or liable for the accuracy, usefulness or availability of any information transmitted or made available through it. The MarketVector™ family of indexes (MarketVector™, Bluestar®, MVIS®) is protected through various intellectual property rights and unfair competition and misappropriation laws. MVIS® is a registered trademark of Van Eck Associates Corporation that has been licensed to MarketVector Indexes GmbH. MarketVector™ and MarketVector Indexes™ are pending trademarks of Van Eck Associates Corporation. BlueStar®, BlueStar Indexes®, BIGI® and BIGITech® are trademarks of MarketVector Indexes GmbH. You require a licence to launch any product whose performance is linked to the value of a particular MarketVector™ Index and for all use of the MarketVector™ name or name of the MarketVector™ Index in the marketing of the product.