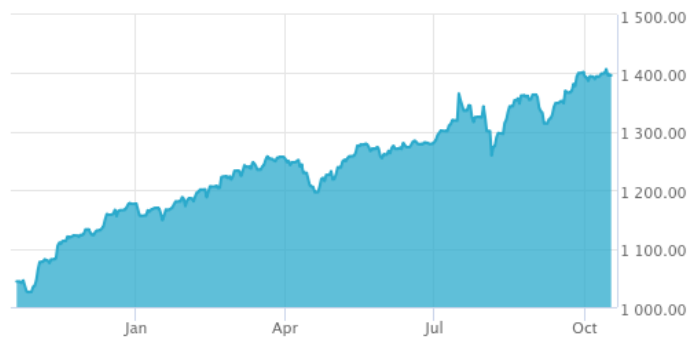


MarketVector™ Total Global Equity Index

The MarketVector™ Total Global Equity Index (MVTGLE) is a broad global index tracking the performance of companies from circa 150 markets, targeting a coverage of 95% of the free-float market capitalization of the eligible universe of each country.

Key Features



Index 1,406.97/999.99 1,406.97/1,025.67

Coverage

Top 95% of most liquid companies in each available market/country.

Diversification

Companies are weighted by free-float market capitalization.

Review

Quarterly.

Index Data

INDEX PARAMETERS

Launch Date	29 Feb 2024	Components	6246
Type	Country	Volatility (250 days)	10.74
Currency	USD	Full MCap bn USD	76,160.56
Base Date	31 Dec 2022	Float MCap bn USD	76,160.56
Base Value	1,000.00	Correlation* (250 days)	0.00

* -

FUNDAMENTALS*

Price/Earnings Trailing	22.36
Price/Book	2.68
Price/Sales	1.92
Price/Cash Flow	11.93
Dividend Yield	1.93

* as of 30 Sep 2024

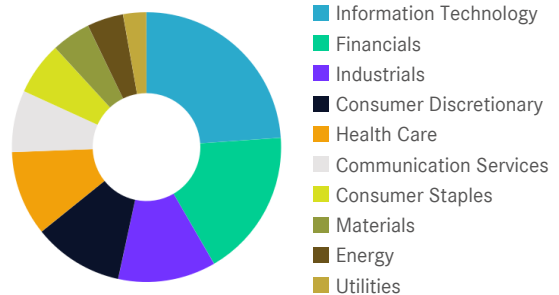
ANNUALISED PERFORMANCE*

1 Month	3.24%
1 Year	29.44%
3 Years	-
5 Years	-
7 Years	20.41%

* Total Return Net Index

Sector Weightings

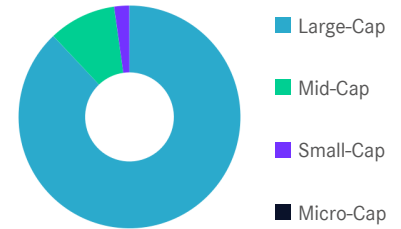
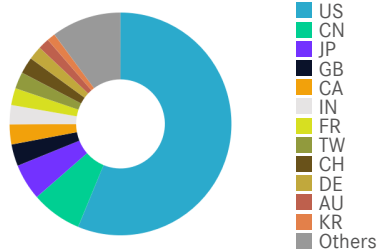
Sector	Count	Weight
Information Technology	793	23.36%
Financials	961	17.33%
Industrials	1095	11.50%
Consumer Discretionary	664	10.59%
Health Care	501	9.96%
Communication Services	258	7.22%
Consumer Staples	416	6.22%
Materials	664	4.58%
Energy	272	4.26%
Utilities	284	2.73%



MarketVector™ Total Global Equity Index

Country and Size Weightings

Country	Count	Weight
United States	1077	56.25%
China	1002	7.36%
Japan	683	5.27%
United Kingdom	184	3.17%
Canada	177	2.89%
India	475	2.79%
France	62	2.46%
Taiwan	320	2.43%
Switzerland	58	2.40%
Germany	77	1.99%
Australia	138	1.62%
South Korea	331	1.22%
Others	1662	10.15%



Size	Count	Weight
Large-Cap (> 6 bn)	1742	87.94%
Mid-Cap (1.5 bn - 6 bn)	2422	9.84%
Small-Cap (0.2 bn - 1.5 bn)	1883	2.19%
Micro-Cap (0.0 bn - 0.2 bn)	199	0.03%

Index Components

Top Components by Weight	Country	Weight	Best Performing Components	YTD	1 Day
NVIDIA CORP	US	3.70%	AMP LTD ORD	74.08%	18.29%
APPLE INC	US	3.66%	PT BUMI RESOURCES MINERALS TBK ORD	96.40%	17.60%
MICROSOFT CORP	US	3.42%	SARTORIUS STEDIM BIOTECH SA	-14.64%	17.12%
AMAZON.COM INC	US	1.99%	SARTORIUS AG PREF	-21.53%	15.90%
META PLATFORMS INC	US	1.29%	ILJIN ELECTRIC CO LTD	130.87%	15.77%
ALPHABET INC-CL A	US	1.05%			
TAIWAN SEMICONDUCTOR MANUFAC	TW	1.03%			
ALPHABET INC C-SHARES	US	0.97%			
ELI LILLY & CO	US	0.80%			
BROADCOM INC	US	0.77%			
JPMORGAN CHASE & CO	US	0.70%			
TESLA INC	US	0.69%			
Subtotal		20.07%			
			Worst Performing Components	YTD	1 Day
			LUCID GROUP INC	-36.10%	-17.99%
			CHINA VANKE CO LTD-H	-7.92%	-17.08%
			LONGFOR GROUP HOLDINGS LTD	-2.13%	-13.79%
			BAJAJ AUTO LTD	48.50%	-12.95%
			MOLINA HEALTHCARE INC	-19.89%	-12.55%

Symbols

	Symbol	ISIN	WKN	Sedol	Bloomberg	Reuters	Telekurs
Price Return	MVTGLE	DE000SLOKSQ1	SLOKSQ	BMCGMQ9	MVTGLE	.MVTGLE	132775909
Total Return Net	MVTGLETR	DE000SLOKSR9	SLOKSR	BMCGMR0	MVTGLETR	.MVTGLETR	132775922
Total Return Gross	MVTGLETG	DE000SLOKSS7	SLOKSS	BMCGMS1	MVTGLETG	.MVTGLETG	132775928

MarketVector™ Total Global Equity Index

For further information visit www.marketvector.com

Nothing on this factsheet shall be considered a solicitation to buy or an offer to sell a security, or any other product or service, to any person in any jurisdiction where such offer, solicitation, purchase or sale would be unlawful under the laws of such jurisdiction. Neither MarketVector Indexes GmbH nor any of its licensors makes any warranties or representations, express or implied, to the user with respect to any of the data contained herein. The data is provided for informational purposes only, and the Company shall not be responsible or liable for the accuracy, usefulness or availability of any information transmitted or made available through it. The MarketVector™ family of indexes (MarketVector™, Bluestar®, MVIS®) is protected through various intellectual property rights and unfair competition and misappropriation laws. MVIS® is a registered trademark of Van Eck Associates Corporation that has been licensed to MarketVector Indexes GmbH. MarketVector™ and MarketVector Indexes™ are pending trademarks of Van Eck Associates Corporation. BlueStar®, BlueStar Indexes®, BIGI® and BIGITech® are trademarks of MarketVector Indexes GmbH. You require a licence to launch any product whose performance is linked to the value of a particular MarketVector™ Index and for all use of the MarketVector™ name or name of the MarketVector™ Index in the marketing of the product.